



NAROK COUNTY GOVERNMENT

FINANCE AND ECONOMIC PLANNING

MEDIUM TERM

**COUNTY FISCAL
STRATEGY PAPER**

FEBRUARY 2021

© County Fiscal Strategy Paper (CFSP) 2021

To obtain copies of the CFSP, please contact:

The Finance and Economic Planning Department

Narok County Headquarters

P. O. Box 898-20500

NAROK, KENYA

EMAIL: economicplanning@narok.go.ke

The document is also available on the website at: www.narok.go.ke

FOREWORD

The 2021 County Fiscal Strategy Paper (CFSP) is prepared in an environment of economic suppression occasioned by the adverse effects of COVID 19 pandemic. The Coronavirus disease (COVID-19) has continued to cause serious challenges not only overburdening the health care systems but also causing massive losses in the economy. Prior to the manifestation and before the effects of COVID 19 and its impacts began to be felt in the County it was believed that the virus would not last for long. As a result, financial projections assumed a normal operating environment. This has, however, changed following the wide spreading pandemic that has led to interruption in County Government's development agenda.

The 2021 CFSP is coming at a time when the CIDP 2018-2022 is being reviewed and third Medium Term Plan (MTP III) of the Kenya Vision 2030 for the period 2018-2022 is in its implementation stage. It is also prepared against a background of a contracting global economy occasioned by the outbreak and the rapid spread of the Covid-19 Pandemic. The Pandemic and the ensuing containment measures have devastated global economies disrupting businesses and livelihoods. As a result, global economy has contracted in 2020. However, it's projected to rebound back in 2021.

The policy paper is to guide the preparation of budget estimates for implementing policy goals, priority programs and fiscal framework for FY 2021/22 and the medium term period. As a result, the policy goals, priority programs and fiscal framework in this CFSP are revised to reflect emerging realities and priorities for promotion of growth and development in the county

The 2021 CFSP also analyses the global, regional, national and county finance and economic trends. The trends are applied to inform policy direction, actions and strategies which will be used to inform the budget preparation for F/Y 2021/22. The policy paper re-emphasizes the county's' administration commitment on achieving the county's vision of becoming "the premier county of choice in diversity and opportunities for prosperity." This will be actualized by focussing on six thematic areas namely: (i) Economic Empowerment; (ii) Tourism Development and Promotion; (iii) Social Development; (iv)

Water Resources Management; (v) Industrial Development and Physical Planning and (vi) Economic Enablers.

To achieve the policy intents in this 2021 CFSP, the county will continue adhering to the fiscal responsibilities of ensuring recurrent expenditure doesn't exceed the county government's total revenue and that a minimum of thirty percent of the county governments' budget is allocated to the development. This will ensure that sustainable inclusive growth is attained in FY 2021/22 and in the medium term period. Recurrent expenditure has been structured to continue decreasing over time as capital expenditure increases in the relative terms. To finance expenditures set out in this paper, the county will continue to maximize revenue collection by strengthening and reforming the revenue collection system already in place and through structural reforms.

This paper is prepared in accordance with the provisions set out in section 117 of PFM Act 2012 and is aligned with the national objectives contained in the Budget Policy Statement (2021 BPS). The sectoral ceilings are set on the basis of reviewed expenditures in FY 2019/20, the first quarter of F/Y 2020/21, priorities in sector reports, ADP for FY 2021/22 and priorities in the reviewed CIDP 2018-2022. The proposals contained in this paper have benefited from wide consultations in accordance with the principle of openness and inclusivity.

HON. JULIUS M. T. SASAI
CEC MEMBER FOR FINANCE AND ECONOMIC PLANNING

ACKNOWLEDGEMENT

The preparation of this policy paper was a collaborative effort among various departments of the County Government of Narok. We are grateful for their inputs. We thank all the sector working groups for participation in various forums and for providing timely information necessary in the finalization of this policy document in addition to comments from several other stakeholders. The 2021 Budget Policy Statement (BPS) from the national treasury was a useful reference document on key issues and policy direction.

As we finalize County budget for FY 2021/2022 and the medium term, I wish to emphasize that resources are limited while at the same time, the County is confronted with significant expenditure demands including financing the Narok County COVID-19 Social Economic Re-Engineering Recovery Strategy 2020/21-2022/23. This calls for proper prioritization to ensure that we focus on critical expenditures with the highest positive impact on the well-being of Narok Citizens. For this reason, the County will continue to prudently manage the use of public resources over the 2021/22-2023/24 Medium Term Expenditure Framework (MTEF).

We also acknowledge that the successful completion of this 2021 CFSP was made possible due to the leadership provided by the county executive member for Finance and Economic Planning Hon. Julius Sasai. His advice, direction and facilitation in carrying out the exercise is much appreciated.

A core team in Finance and Economic Planning spent substantial amount of time putting this document together. The technical team members worked tirelessly to ensure that this document was produced in time and is of high quality. Our many thanks also goes to the entire staff of the County Finance and Economic Planning department for their dedication, sacrifice, commitment and assistance during this process. We sincerely appreciate them.

SIMON PETER KURRARU
CHIEF OFFICER FOR FINANCE AND ECONOMIC PLANNING
NAROK COUNTY GOVERNMENT

TABLE OF CONTENTS

FOREWORD.....	II
TABLE OF CONTENTS	VI
LIST OF TABLE	VIII
LIST OF FIGURES	VIII
ABBREVIATIONS AND ACRONYMS.....	IX
I. INTRODUCTION.....	1
1.0 Overview.....	1
1.2 CFSP Process Overview	3
1.3 Outline of the 2021 County Fiscal Strategy Paper.....	4
II. RECENT ECONOMIC DEVELOPMENTS	5
2.1 National Economic Outlook Overview.....	5
2.1.3 Inflation within target	8
2.1.4 Interest rates.....	8
2.2 Global Growth Outlook	9
2.3 Domestic Growth Outlook.....	10
2.4 Linkages between National and County Economic Outlook	11
2.6 Fiscal Performance of the Narok County Budget.....	14
2.6.2 Fiscal Performance of the Narok County Budget.....	14
3 FISCAL POLICY AND BUDGET FRAMEWORK FOR THE F/Y 2021/2022	
15	
3.1 The 2021/22 Budget Framework	16

3.1.1 Fiscal Responsibility Principles.....	16
3.1.2 Fiscal and Public Financial Management Reform.....	17
3.1.3 Revenue Projections	17
3.1.4 Expenditure Projections.....	18
3.1.5 Recurrent Expenditure Projections	19
3.1.6 Development Expenditure Projections	19
3.1.7 Overall deficit and financing	20
4 INTERGOVERNMENTAL FISCAL RELATIONSHIP	20
4.0 Overview.....	20
4.1 Division of Revenue between the National and the County Governments	22
5.0 MEDIUM TERM EXPENDITURE FRAMEWORK	23
5.1 Resource Envelope.....	23
5.1.1 Equitable Share	23
5.1.2 Additional Transfers from National Government.....	24
5.1.3 Local collection.....	24
5.1.4 Resource Allocation Framework	27
5.2 Medium-Term Expenditure Estimates Ceilings.....	28
5.4 Details of Sector Priorities	30
6.0 CONCLUSION	42
ANNEXES	43
Annex I: Summary of Sector priorities.....	43
Annex II: Key Risks to the 2021/22 Budget framework	50
Annex III: Summary of Public Participation Highlights	54

Annex IV: Revenue Allocation for Each County Government (FY 2021/22)	58
--	----

LIST OF TABLE

Table 1: Revenue Projections, (In million KSh.).....	18
Table 2: Allocation for development and recurrent (In Million KSh.).....	19
Table 3: Total allocations to County Governments	22
Table 4: Narok County Resource Envelop (In Million KSh.)	24
Table 5: Proposed ceilings for FY 2021/22 (Amount in millions KSh.).....	28

LIST OF FIGURES

Figure 1: Trends in Kenya’s Economic Growth rates, Percent	6
Figure 2: Performance of selected currencies against the US Dollar (January 2020 to January 2021).....	7
Figure 3: Inflation rate in Kenya.....	8
Figure 4: Comparison of Share of National Government Transfers to Own Source Revenue.....	25
Figure 5: Own Source Revenue	26

ABBREVIATIONS AND ACRONYMS

ADP	Annual Development Plan
ASDSP	Agricultural Sector Development Support Programme
BPS	Budget Policy Statement
BROP	Budget Review and Outlook Paper
CFSP	County Fiscal Strategy Paper
CIDP	County Integrated Development Plan
CRA	Commission on Revenue Allocation
GCP	Gross County Product
GDP	Gross Domestic Product
ECDE	Early Childhood Development Education
FY	Financial Year
HIV	Human Immune-Deficiency Virus
ICT	Information and Communication Technology
IFMIS	Integrated Financial Management Information Systems
IGFR	Intergovernmental Fiscal Relations
KDSP	Kenya Devolution Support Program
KIPPRA	Kenya Institute for Public Policy Research Analysis
KNBS	Kenya National Bureau of Statistics
KRB	Kenya Roads Board
RMNCAH	Reproductive, Maternal, New-borne Child and Adolescent Health
MTEF	Medium Term Expenditure Framework
MTP	Medium-Term Plan
NARIGP	National Agriculture and Rural Inclusive Growth Project
OSR	Own-Source Revenue
PFM	Public Financial Management
PPP	Public Private Partnership
RMLF	Road Maintenance Fuel Levy Fund
SMEs	Small and Micro Enterprises

SWG Sector Working Groups
UHC Universal Health Coverage

Legal Basis for the Publication of Narok County Fiscal Strategy Paper

Narok County Fiscal Strategy Paper (CFSP 2021) is prepared in accordance with Section 117 (1) of the Public Financial Management Act, 2012. The law states that:

(1) The County Treasury shall prepare and submit to the County Executive Committee the CFSP for approval and the County Treasury shall submit the approved Fiscal Strategy Paper to the County Assembly, by the 28th February of each year.

(2) The County Treasury shall align its CFSP with the national objectives in the Budget Policy Statement (BPS).

(3) In preparing the CFSP, the County Treasury shall specify the broad strategic priorities and policy goals that will guide the county government in preparing its budget for the coming financial year and over the medium-term.

(4) The County Treasury shall include in its CFSP the financial outlook with respect to county government revenues, expenditures and borrowing for the coming financial year and over the medium term.

(5) In preparing the CFSP, the County Treasury shall seek and take into account the views of the Commission on Revenue Allocation (CRA);the public; any interested persons or groups; and any other forum that is established by legislation.

(6) Not later than fourteen days after submitting the County Fiscal Strategy Paper to the County Assembly, the County Assembly shall consider and may adopt it with or without amendments.

(7) The County Treasury shall consider any recommendations made by the County Assembly when finalizing the budget proposal for the financial year concerned.

(8) The County Treasury shall publish and publicize the CFSP within seven days after it has been submitted to the County Assembly.

Fiscal Responsibility Principles

Section 107 of PFM Act of 2012 requires the County Treasury to manage its public finances in accordance with the principles of fiscal responsibility. In managing the County government's public finances, the County Treasury has adhered to the fiscal responsibility principles set out in the statutes as follows:-

- (a) The County government's recurrent expenditure shall not exceed the County government's total revenue.
- (b) Over the medium term a minimum of thirty percent of the county government's budget shall be allocated to the development expenditure;
- (c) The County government's expenditure on wages and benefits for its public officers shall not exceed a percentage of the county government's total revenue as prescribed by the County Executive member for finance in regulations and approved by the County Assembly;
- (d) Over the medium term, the government's borrowings shall be used only for the purpose of financing development expenditure and not for recurrent expenditure;
- (e) The county debt shall be maintained at a sustainable level as approved by county assembly;
- (f) The fiscal risks shall be managed prudently; and
- (g) A reasonable degree of predictability with respect to the level of tax rates and tax bases shall be maintained, taking into account any tax reforms that may be made in the future.

Further, the County Government shall ensure that its level of debt at any particular time does not exceed a percentage of its annual revenue specified in respect of each financial year by a resolution of the county assembly.

I. INTRODUCTION

1.0 Overview

1. The 2021 County Fiscal Strategy Paper (CFSP) is the eighth to be prepared since the commencement of County Government of Narok in 2013. The period of preparation of 2021 CFSP coincides with the implementing the Second County Integrated Development Plan (CIDP 2018-2022) for Narok and the Third Medium Term Plan (MTP-) of the Vision 2030. The policy paper seeks to continue implementing far reaching socio- economic policies and structural reforms for economic prosperity. Specifically, the strategic priorities for 2021 CFSP are underpinned in six thematic areas that includes;

- a) Economic Empowerment aimed at empowering the citizen of Narok County to participate in, contribute to, and benefit from growth processes;
- b) Social Development to achieve healthy lives and an empowered human capital;
- c) Tourism Development and promotion with a view of positioning Narok County as the global premier tourist destination of choice;
- d) Water Resource Management to protect, conserve, manage and increase access to clean and safe water for socio-economic development;
- e) Urban Development and physical planning for sustainable development in the urban areas;
- f) Strengthening of enablers that support economic and social development

2. In line with the devolved functions of the County Governments, the CFSP has identified priority programs to be implemented in F/Y 2021/22 and in the medium term period. The policy paper has been firmed up with an updated National economic outlook to reflect changes in Global, National economic and financial conditions.

3. The CFSP is aligned to 2021 Budget Policy Statement (BPS) for national government. The 2021 BPS submitted to National Assembly on 17th February 2021 is set against a promising

macroeconomic environment which anchors the National economic growth on the Big Four” Agenda which targets to:

- i. Support value addition and raise the manufacturing sector’s share to GDP to a higher level (15%) by 2022 which is currently at 10%. The aim is to accelerate economic growth, create jobs and reduce poverty;
- ii. Focus on initiatives that guarantee food security and nutrition to all Kenyans by 2022 through expansion of food production and supply, reduction of food prices to ensure affordability and support value addition in the food processing value chain;
- iii. Provide Universal Health Coverage thereby guaranteeing quality and affordable healthcare to all Kenyans; and,
- iv. Provide at least five hundred thousand (500,000) affordable new houses to Kenyans by 2022, and thereby improve the living conditions for Kenyans.

4. Further, guiding the FY 2021/22 policy focus is challenges and lessons learnt during the First and Second year of implementation of the Second generation CIDP 2018-2022, which forms an integral base upon which the FY 2021/22 and medium term policies and programmes are designed and implemented. The 2021 CFSP is framed against an economy which was adversely affected by the outbreak of Covid-19 Pandemic and the swift containment measures, which have not only disrupted the normal lives and livelihoods, but also to a greater extent businesses and economic activities. As a result, our economy contracted by 5.7 percent in the second quarter of 2020 from a growth of 4.9 percent in the first quarter in 2020. Economic growth is projected to recover to 6.4 percent in 2021 due to in part, the lower base effect in 2020. In terms of fiscal years, economic growth is projected to grow further to 6.2 percent over the medium term.

5. Nationally Economic Growth in the calendar year 2020 and the FY 2020/21 and the medium term, will be supported by the stable macroeconomic environment, ongoing investments in strategic priorities of the Government under the “Big Four” Agenda, the ongoing public investments in infrastructure projects, the Economic Stimulus Program being implemented and the planned Post Covid-19 Economic Recovery Strategy, turn around in trade as economies recover from Covid-19 Pandemic and expected favorable weather that will support agricultural

output. These factors will push up consumer demand and increase both public and private sector investment reinforcing the projected growth.

6. Inflation remained low, stable and within the government targets range of 5+/- 2.5 percent in December 2020 at 5.6 percent from 5.8 percent in December 2019. This lower inflation was mainly supported by a reduction in food prices.

1.2 CFSP Process Overview

7. The County Government Act mandates that county funds be spent according to approved planning framework as stipulated in various sections of the acts as below;

- i) Section 104, (1), (4); public funds cannot be “...*appropriated outside a planning framework developed by the county....*”
- ii) Section 107 (2), “*The county plans shall be the basis for all budgeting and spending in a county*”
- iii) Section 115 (1) “*Public participation in county planning process shall be mandatory and....*”

8. In addition, the PFM Act section 117 stipulates the process to be followed in the preparation of the CFSP. With regard to section 115 (1) of the County Government Act Narok County has ensured public involvement in planning, budget preparation and budget execution.

9. The rationale of public participation is to enhance value in decision-making, policy formulation and resource allocation in order to ensure that the budget addresses needs identified and prioritized by the affected public. Specifically, public participation enables citizens to:

- Follow up on accountability issues.
- Identify and communicate priority needs and preferences in the community
- Help in building ownership and draw support in the implementation of projects, programmes.
- Enhance transparency in the use of public resources

Notable concerns from members of the public which calls for immediate prioritization in the budgets were;

- i. Construction and maintenance of roads

- ii. Enhance immunization coverage and promote reproductive health
- iii. Support Vocational Training Programme
- iv. Fast-track the school feeding program
- v. Empowerment of PWDs, Women and Youth,
- vi. Constant supply of drugs in hospital
- vii. Improve access to healthcare
- viii. Addressing livestock disease and outbreak
- ix. Supply of certified seeds, farm chemicals and fertilizer
- x. Improve support in extension services
- xi. Improve farming practices and the management of harvest to ensure consistent supply of food in the county
- xii. Environmental protection and conservation
- xiii. Increase the supply of safe and affordable water for domestic use
- xiv. Improve on the access to education for early school going children, the youths and adults
- xv. Lands and development of urban areas, street lighting
- xvi. Promote tourism development and trade

1.3 Outline of the 2021 County Fiscal Strategy Paper

10. The rest of the paper is organised as follow; Section II outlines the economic context in which the 2021/2022 county budget is prepared. It provides an overview of the recent global and national economic developments and the macroeconomic outlook relevant to county budget process.

11. Section III outlines the fiscal policy and budget framework for the F/Y 2020/2021 that is supportive of strategic growth over the medium and long term sustainable development.

12. Section IV deals with intergovernmental fiscal relations that outlines the relationship between the national and county governments, transfer of functions and challenges encountered by the county governments in public finance management.

13. Section V outlines Medium Term Expenditure Framework (MTEF) for FY 2021/22 with county resources envelope, spending priorities and proposed MTEF ceilings over the same period.

II. RECENT ECONOMIC DEVELOPMENTS

14. This section provides an update of the economic performance and emerging issues likely to affect the outcome of national and county development goals. The section begins by focusing on the economic outlook at the global and regional level. The paper basically captures the outlook as signified in the BPS 2021 and other national policy documents like the budget policy review and outlook paper 2019, the Kenya Economic Survey 2020 by Kenya National Bureau of Statistics (KNBS), and Kenya Economic Report 2020 by Kenya Institute for Public Policy Research Analysis (KIPPRA). Thereafter an analysis of the national outlook and impact on county economy and linkages is provided.

15. The County's performance is largely dependent on the formulation and implementation of prudent policies to guide service delivery. The performance will also depend highly on the country's economic performance as the County's largest share of revenue is obtained through transfers from the National Government.

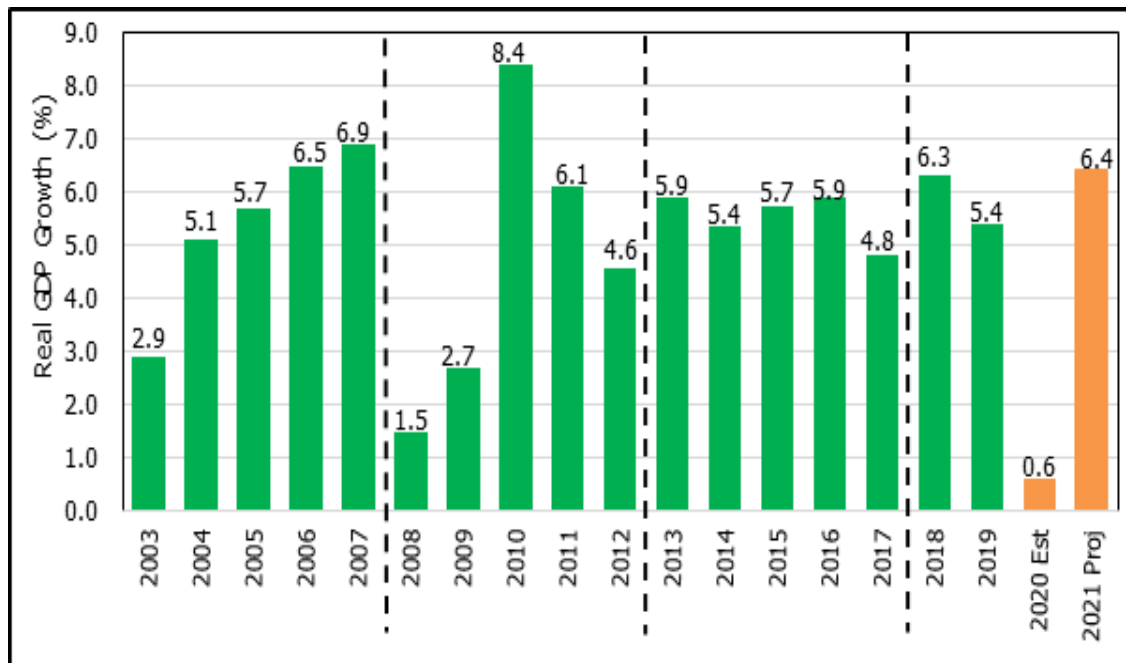
2.1 National Economic Outlook Overview

16. It was envisaged in the Kenya Vision 2030 that high economic growth would come from six key sectors: tourism, agriculture, wholesale and retail trade, manufacturing, business process offshoring, and financial services. The sectors were expected to add to GDP by 2012 as follows: tourism by KSh. 200 billion; agriculture by KSh. 90 billion; wholesale and retail trade by KSh. 50 billion; manufacturing by KSh. 30 billion; business process offshoring by KSh. 10 billion; and financial services was to increase savings to 30 per cent of GDP. However, this is yet to be achieved.

17. Prior to the outbreak of Covid-19 pandemic, Kenya's economy was strong and resilient despite the challenging global environment. The broad-based economic growth for 2018 and 2019 averaged 5.9 percent outperforming the 5.5 percent for the previous 5 years (2013 to 2017) and the average growth rate of 4.7 percent in the period 2008 to 2012. The trend in GDP growth is reflected

in Figure 1. Notable is that the economy has been adversely affected by the outbreak of COVID-19 Pandemic and the swift containment measures. GDP is projected to expand by 6.4 percent in FY 2021/2022.

Figure 1: Trends in Kenya’s Economic Growth rates, Percent



Source Data: Kenya National Bureau of Statistics

2.1.1 Growth Update

18. The economy grew by 4.9 percent in the first quarter of 2020 compared to a growth of 5.5 percent in the first quarter of 2019. The slowdown in quarter one was as a result of the decline in economic activities in most of the country’s major trading partners due to the uncertainty associated with the Covid-19 pandemic.

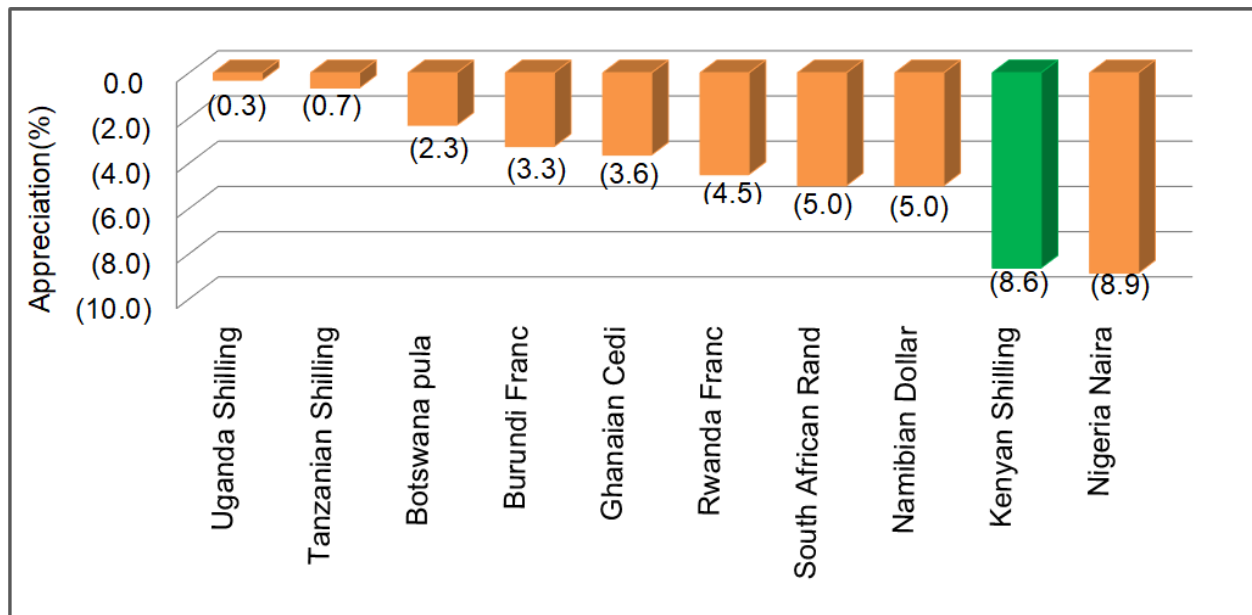
19. The economy further contracted by 5.7 percent in quarter two of 2020 from a growth of 5.3 percent in the same quarter in 2019. The poor performance in the quarter was to a large extent negatively affected by measures aimed at containing the spread of the Covid-19. As a result, the performance of most sectors of the economy contracted in the second quarter of 2020. However, the economy was supported by improved performance of Agriculture, Forestry and Fishing activities), Health Services and Mining and Quarrying activities.

20. The agriculture sector recorded an improved growth of 6.4 percent in the second quarter of 2020 compared to a growth of 2.9 percent in the corresponding quarter of 2019. The sector’s performance was supported by a notable increase in tea production, cane deliveries, milk intake and fruit exports. The sector’s contribution to GDP growth was at 1.5 percentage points in the second quarter of 2020 compared to 0.7 percentage points over the same period in 2019. The non-agriculture (service and industry) sectors was adversely affected by the Covid-19 pandemic during the second quarter of 2020. As a result, the sector contracted by 8.5 percent in the second quarter of 2020 down from a growth of 6.4 percent in a similar quarter in 2019. The sector’s contribution to real GDP was -5.6 percentage points in the second quarter of 2020 compared to a contribution of 4.3 percentage points in the same quarter of 2019.

2.1.2 Kenya Shilling Exchange Rate

21. Like most sub-Saharan Africa Currencies, the Kenya Shilling has remained relatively stable weakening by only 8.6 percent against the US Dollar (**Figure 2**). This stability in the Kenya Shilling was supported by increased remittances and adequate foreign exchange reserves.

Figure 2: Performance of selected currencies against the US Dollar (January 2020 to January 2021)

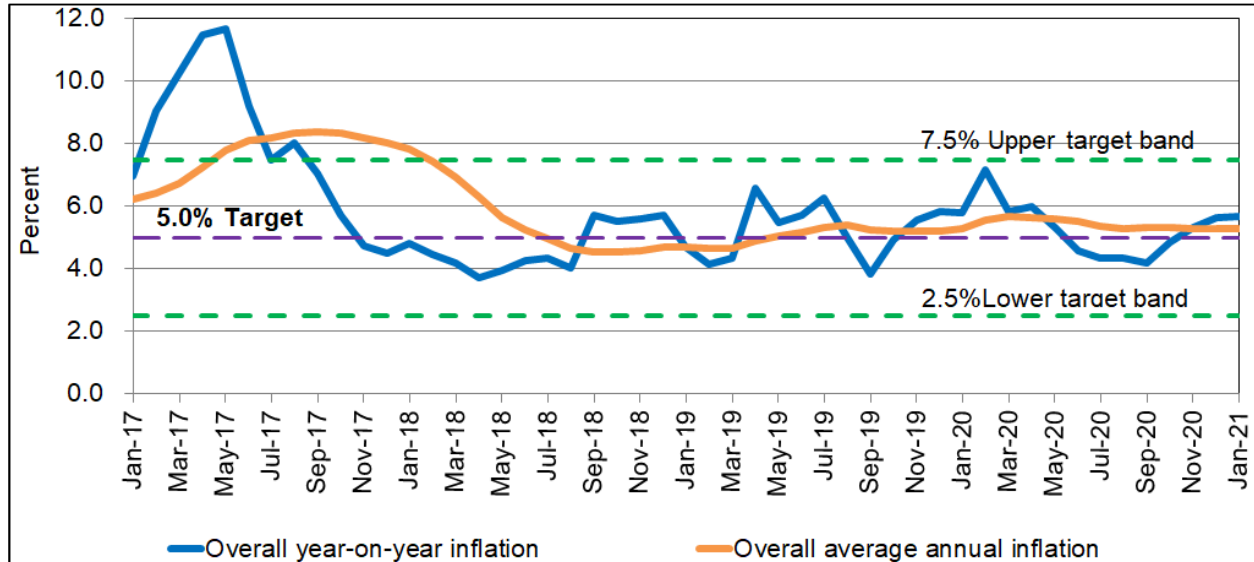


Source Data: Various National Central Banks

2.1.3 Inflation within target

22. Year-on-year overall inflation rate remained low, stable and within the Government target range of 5+/-2.5 percent since end 2017 demonstrating prudent monetary policies. The inflation rate stood at 5.7 percent in January 2021 from 5.8 percent in January 2020. The low inflation was supported by a reduction in food prices and muted demand pressures (Figure 3).

Figure 3: Inflation rate in Kenya

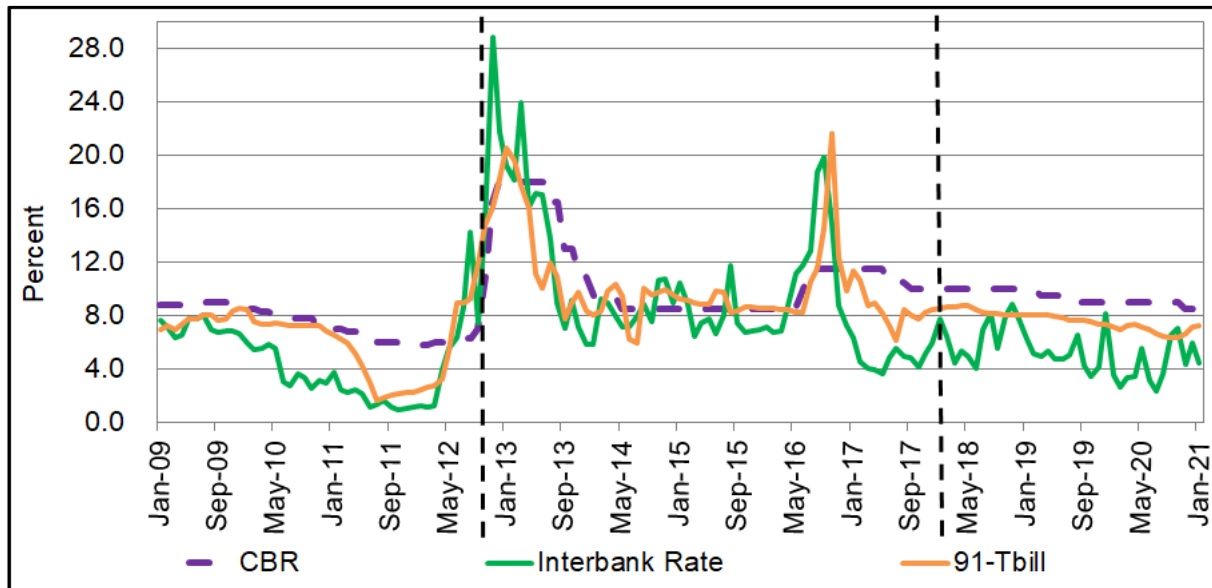


Source of Data: Kenya National Bureau of Statistics

2.1.4 Interest rates

23. Short-term interest rates remained fairly low and stable. The Central Bank Rate was retained at 7.00 percent on January 27, 2021 same as in April 2020 to signal lower lending rates in order to support credit access by borrowers especially the Small and Medium Enterprises, distressed by Covid-19 Pandemic. The interbank rate remained low at 5.2 percent in January 2021 from 4.4 percent in January 2020 in line with the easing of the monetary policy and adequate liquidity in the money market. The 91-day Treasury Bills rate was at 6.9 percent in January 2021 from 7.2 percent in January 2020. Over the same period, the 182-day Treasury Bills rate declined to 7.5 percent from 8.2 percent while the 364-day decreased to 8.5 percent from 9.9 percent in January 2020.

Figure 4: Short-Term Interest Rates, Percent



Source of Data: Central Bank of Kenya

2.2 Global Growth Outlook

24. The Global growth is projected to rebound to 5.2 percent in 2021 from a contraction of 4.4 percent in 2020 mainly supported by a gradual strengthening in consumption and investment is also expected to firm up. Growth in the advanced economies is projected to improve to 3.9 percent in 2021 compared to a contraction of 5.8 percent in 2020 supported by improved growths in the major economies particularly the United States and the United Kingdom. Growth in the Euro area is also projected to improve to 5.2 percent from a contraction of 8.3 percent in 2020.

The emerging markets and developing economies are also projected to improve to 6.0 percent in 2021 from a contraction of 3.3 percent in 2020. This recovery is well echoed in the forecasted growths of Emerging and Developing Asia and Europe, Latin America and the Caribbean, and Sub-Saharan Africa.

25. Consistent with forecast in the other regions, economic growth in the Sub-Saharan Africa region is expected to recover to 3.1 percent in 2021 as most of the economies in the region recover from the adverse effects of the Covid-19 Pandemic.

26. Despite the disruption caused by Covid-19, East Africa remains the continent's fastest-growing region. Though growth in Kenya, Ethiopia and Tanzania has slowed, it continues to be positive

2.3 Domestic Growth Outlook

27. The growth outlook for 2020 has been revised down from the initial projection of 2.6 percent following receipt of more recent indicators and taking into account the contraction of 5.7 percent in the second quarter of 2020 and the World Economic Outlook figures released by the IMF. In this respect, economic growth for 2020 is now estimated at 0.6 percent in 2020 and recover to 6.4 percent in 2021 due to in part, the lower base effect in 2020.

28. Economic growth is projected to slow down to 5.5 percent in 2022 (due to in part the uncertainty associated with the 2022 general elections) and recover to 6.1 percent by 2024. In terms of fiscal years, economic growth is projected to grow by 3.5 percent in FY 2020/21 and further to 6.2 percent over the medium term.

29. This growth outlook for the calendar year 2020 and the FY 2020/21 and the medium term, will be supported by the stable macroeconomic environment, ongoing investments in strategic priorities of the Government under the "Big Four" Agenda, the ongoing public investments in infrastructure projects, the Economic Stimulus Program being implemented and the planned Post Covid-19 Economic Recovery Strategy, turn around in trade as economies recover from Covid-19 Pandemic and expected favourable weather that will support agricultural output. These factors will push up consumer demand and increase both public and private sector investment reinforcing the projected growth. The economic growth projections over the medium term are aligned to those of the Third Medium Term Plan (2018-2022) which is implementing Vision 2030.

30. Per capita income rose from Ksh 113,539 in 2013 to Ksh 204,783 in 2019, a compounded annual growth rate of 11.5 percent. This enabled generation of around 827,000 new jobs per year in the period 2013 - 2019 up from 656,500 new jobs per year in the period 2008 -2012.

2.4 Linkages between National and County Economic Outlook

31. The performance of the economy at the national level directly and indirectly affects the economic behaviour at the county level. Variations in economic indicators in the national economy have a direct effect on the performance of the economy at the county. Therefore, this paper is prepared in consideration that the policies at the national level inform the outcome at the county level.

32. For instance, a rise or decline in inflation raises or lowers the cost of living at both levels of government. At the county government, the rise in cost of goods directly impacts on the cost at which the county units obtain services from suppliers. Subsequently, this reduces the overall outlay available for expenditure.

33. On the other hand, depreciation in local currency stimulates exports and discourages importation. This depreciation encourages more visits by foreign tourists into the country. As the home of the famous Maasai Mara Game Reserves the increase in tourist arrivals as a result of the depreciation would lead to gain in terms of increased revenues. The contrary happens when the currency appreciates.

34. Regulatory monetary policy to reduce money supply in the economy at the national level has a counterproductive effect – raises interest's rates- which discourages borrowings. This is likely to reduce business activities leading to unemployment. This impacts on revenue collection thereby affecting the shareable revenues and timely transfers to the county governments, thus affecting service delivery.

35. Similarly, increase in internal government borrowing crowds out private investment. This increases unemployment, decreased productivity in all sectors and ultimately the realized revenues. The removal of interest rates capping is expected to generate results that are favourable to the county economy if the access to credit from financial institutions is made available to small and medium size enterprises.

36. These macro-economic variables are measured by institutions at the national government with a trickle down effects in the counties. In view of the above, this paper proposes policies that are strategic in mitigating adverse effects likely to depress economic performance in the county.

2.5 Fiscal Performance of County Governments

37. The National Treasury in 2021 BPS, states that the aggregate budget for County Governments in financial year (FY) 2018/19 was KSh. 483.47 billion. This was KSh. 72.97 billion (or 17.79 percent) higher than the previous year's budget. According to the National Treasury, County Governments' collective budget increased by 13.0 percent in FY 2015/16; 8 percent in FY 2016/17; 3.0 percent in FY 2017/18 and 18 percent in FY 2018/19. On the other hand, the County Governments' actual spending was KSh. 376.4 billion in FY 2018/19 from KSh. 303.8 billion in FY 2017/18 representing an expansion of 5.0 percent and 24.0 percent respectively in FY 2017/18 and FY 2018/19. The actual spending grew by 23.0 percent in FY 2015/16 but declined from KSh. 321 billion to KSh. 288 billion in the FY 2016/17.

38. In FY 2019/20 the aggregate recurrent and development budget was KSh. 297.7 billion and KSh. 185.8 respectively however aggregate actual recurrent and development expenditure was KSh. 269 billion and KSh. 107.4 billion, respectively (2021 BPS).

39. Variances between County Governments' approved aggregate budgets and expenditure increased from KSh. 64 billion in FY 2014/15 to KSh. 107 billion in FY 2018/19. While absorption rate of recurrent budget has remained high over the last five years (i.e. more than 80 percent in each year), absorption of development budget initially increased from 53.1 percent in FY 2014/15 to 65.2 percent in FY 2015/16 before declining to 48.1 percent in FY 2017/18 and then increasing to 57.8 in FY 2018/19. (Chart 4.2). The low absorption rate is explained in large part by procurement challenges at the County Government level and capacity deficits, especially in terms of planning. Ongoing implementation of the Kenya Devolution Support Program (KDSP), and continuous capacity building to the County Governments is expected to address challenges faced by Counties in planning, procurement and budget execution, among other areas.

40. As far as County Governments' fiscal performance is concerned, the main challenges relate to low Own Source Revenue (OSR) collections vis-a-vis their OSR potential, high wage

bill, accumulation of pending bills and unstable pattern of financial activity within each budget period. The rest of this chapter discusses these challenges, as well as efforts by the National Treasury to improve fiscal performance of the County Governments and ensure that the quality of spending is enhanced within the context of the Public Finance Management Act, 2012.

41. In FY 2019/20, County Governments' actual OSR collection was Ksh. 35.8 billion against a target of Ksh. 54.9 billion representing 65.2 percent of the annual target. This was a drop in absolute terms from Ksh. 40.3 billion collected in FY 2018/19 that was 74.8 percent of the annual OSR target by the Counties.

42. According to the County Governments Budget Implementation Review Report for FY 2019/20 by the Controller of Budget, five Counties surpassed their revenue targets in the FY 2019/20. However, this was a decrease from twelve Counties that surpassed their OSR targets in FY 2018/19. It was notable that seven Counties annual OSR collection was below 50 percent of their target.

43. The National Policy to Support Enhancement of County Governments' Own-Source Revenue aims to address challenges in collection and administration of decentralized taxes, fees and charges. In order to support implementation of the Policy, a range of national level legislative reforms have been proposed, which are intended to improve performance of County Governments' revenue sources. So far, the following legislative reforms have been initiated: i) the National Treasury in collaboration with Ministry of Lands and Physical Planning is in the process of developing a National Rating Legislation to replace the outdated Valuation for Rating Act (Cap. 266) and Rating Act (Cap.267); ii) the Ministry of Industrialization, Trade and Enterprise Development is developing a National Trade Bill which is expected to harmonize business licensing countrywide; and iii) the State Department for Transport has constituted a multi-agency committee to come up with recommendations on harmonization of cess, other fees and levies charged by Counties on transporters (BPS, 2021).

2.6 Fiscal Performance of the Narok County Budget

2.6.1 Overview

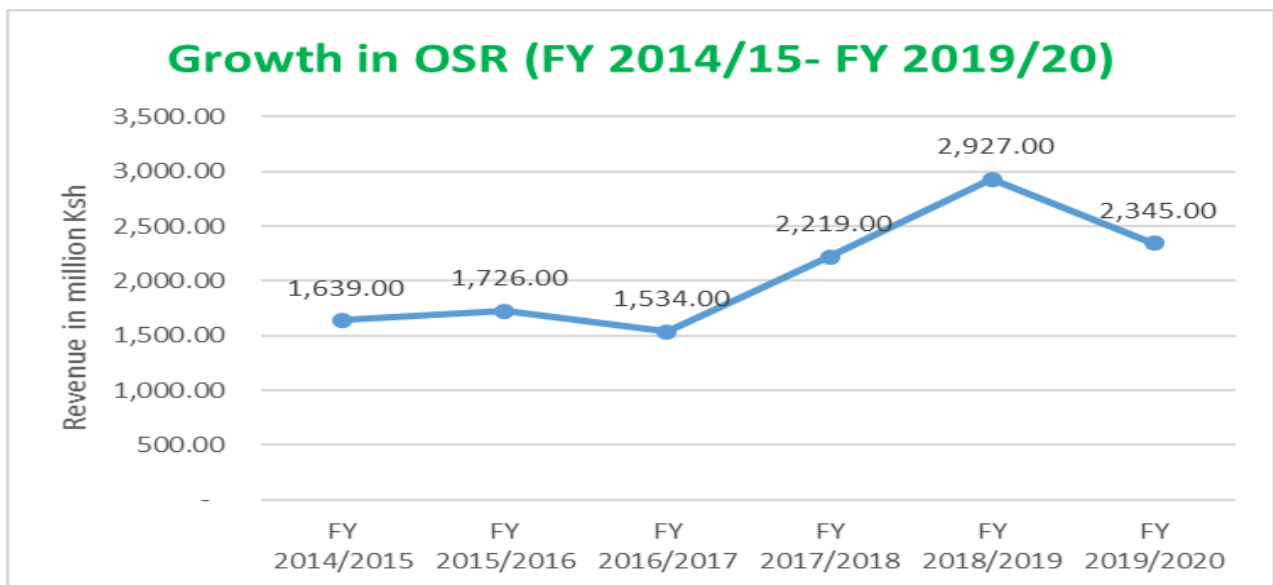
44. The review of fiscal performance in the current and previous years is a critical basis for determining future allocations and forecasts. A broad analysis of fiscal performance is particularly important given that the life of this strategy paper is coinciding with the Implementation of the second generation CIDP for the period 2018-2022.

45. Thus to put the implication of the fiscal performance into proper perspective this section begins with the review of the fiscal performance focusing on FY 2020/21 which is currently under implementation. Then the focus shifts to a backward reflection to highlight the findings of the fiscal performance of CIDP II implementation.

2.6.2 Fiscal Performance of the Narok County Budget

46. In FY 2018/2019, Collection of Own sources of revenue was KES 2,995,144,970. The revised target for the year FY 2019/20 was KES. 2,397,373,098, the actual was KSh. 2,345,484,860.80. Thus there was a shortfall of KSh. 51,888,237 which is equivalent to two percent (2%). The shortfall was attributed to the effects and impacts of COVID 19. The pandemic necessitated the revision of targets in view of the prevailing economic environment.

Figure 4: Trend in Own Source Revenue



47. Recurrent expenditure amounted to KSh. 7,913,989,301 against a revised target of KSh. 8,046,487,379. The actual releases from the exchequer was KSh 7,707,329,888. Thus, the total expenditure on recurrent at the close of FY 2019/20 represents 95.8 percent rate of absorption against the approved estimates on expenditures for recurrent. Development expenditure amounted to KES. 4,826,808,961 compared to a revised target of KES. 3,951,638,153. The actual releases from the exchequer was KES. 2,924,036,624. This represents 74 percent absorption rate when compared against the revised estimates on expenditures for development.

48. The implementation of the budget for FY 2020/21 is progressing well. By the end of December 2020, total cumulative revenue (Transfers from the national government and local own revenue sources) amounted to KSh. 4.8 billion equivalent to the amount on the expenditure side of the budget.

3 FISCAL POLICY AND BUDGET FRAMEWORK FOR THE F/Y 2021/2022

26 This section presents the fiscal policy upon which the F/Y 2021/22 budget and the medium-term programmes are to be based. The County Government's fiscal policy seeks to support structural reforms while improving service delivery. It aims to promote and support a higher level of investment and export expansion in tourism and agriculture while enabling Government to finance public services, redistribution and development in an affordable and sustainable budget framework.

27 The county government shall continue with prudent public finance management and ensuring it adheres to the fiscal responsibilities in accordance to the PFM law. This is expected to enhance prudent and transparent management of public resources. This will help in maintaining county development expenditure above the 30% threshold provided in the PFM law. Prudent financial management and creating of a conducive business environment is also expected to boost both investors and creditors confidence culminating to much needed investment in the county.

28 Towards ensuring that more resources are devoted for development, the County government of Narok remains committed in ensuring that discretionary expenses are reduced.

Reforms in the expenditure management and revenue administration will continue to be implemented so as to increase efficiency, reduce wastages and increase revenues collected. This is expected to create fiscal space for spending on development programmes within the budget.

3.1 The 2021/22 Budget Framework

29 In FY 2021/22 prioritization of resource allocation will be based on the preliminary considerations in Mid-Term review of the Narok County Integrated Development Plan (CIDP 2018-2022), recommendations gathered during the public consultative forums on 11th and 12th February 2021, Sectoral reports, departmental strategies, COVID 19 Socio-economic Reengineering and Recovery Strategy, programmes and broad development policies of the national government including the big four agenda.

3.1.1 Fiscal Responsibility Principles

30 The County Government of Narok recognizes that policy decisions made today on usage of public resources will affect future generations. This fiscal standpoint is taken to safeguard the lives of future generations with regard to sustainable use of available resources.

31 Therefore, in line with the Constitution, the Public Finance Management (PFM) Act, 2012, and in keeping with the prudence and transparent management of public resources, the County government will adhere to fiscal responsibility principles.

32 In FY 2021/22, approximately 40 percent has been allocated for development. In FY 2019/20 the county utilized approximately 32.94 percent on development while in FY 2020/21 the County treasury allocated approximately 32 percent on development.

33 Although the County Government envisages maintaining a balanced budget where total revenue equal total expenditure, it will seek to adhere to borrowing guidelines if need arises. The amounts realised from the borrowing will be applied in financing development projects only.

34 On fiscal risks the County Government will continue to put measures in place to enhance revenue collection, majorly through automation and widening of revenue base.

3.1.2 Fiscal and Public Financial Management Reform

35 The County Government will continue pursuing its policy objectives within the financial context established by fiscal responsibility principles. The progress made in the context of strategic priorities will continue to be regularly reviewed to establish the parameters for the Budget, with a continued focus on the level of expenditure on County development.

36 The fiscal policy will be geared towards enhancing revenue administration and efficiency in collection, by formulating revenue administration regulations and reviewing legislations for charges and fees in order to simplify and modernize them. This is expected to increase revenue collection in the medium term.

37 The County Government will continue its prudent approach to budgeting through expenditure rationalization and optimal resource allocation as a measure of realizing quicker socio-economic growth.

38 It is therefore imperative to reform and modernize the revenue systems to ensure stability of revenue, while at the same time continuing to restructure expenditure systems to ensure efficiency and create fiscal space required to meet the county budgetary needs.

3.1.3 Revenue Projections

39 According to the 2021 Budget Policy Statement (BPS), Narok County is to receive an allocation of KSh. 8.8 billion as equitable share. The County government of Narok will also receive an approximately KSh. 799.3 million as conditional allocations. These will include allocations for funds for leasing of medical equipment's, Loans and grants for various programmes. In addition to the equitable share and conditional funds, Narok County is to receive an estimated KSh. 414,960,000 from equalization fund.

40 Further, the County generates its own revenues from property rates, entertainment taxes and other taxes that the county is authorized to impose by an Act of Parliament as well as user

fees and charges to be authorized in the Finance bill for FY 2021/22. The County projects to collect revenue amounting to KSh. 2.375 billion from local own revenue sources.

41 The total revenue for FY 2021/22 is therefore projected at KSh.12.019 billion as shown in table 1.

Table 1: Revenue Projections, (In million KSh.)

Financial Year	Baseline	Estimates	Projections	
	2020/21	2021/22	2022/23	2023/24
Equitable share	8,039.10	8,844.79	9,062.55	9,741.24
Additional Conditional Allocations	1,013.90	799.27	833.60	896.03
B/F EQs, KDSP, ASDSP, THS etc	1,206.75	-	-	-
Local Collections	1,405.87	2,374.55	2,630.83	2,767.96
TOTAL	11,665.62	12,018.61	12,526.99	13,405.23

Source: Narok County Treasury

42 The county will endeavour to implement structural reforms supportive of revenue raising measures to be contained in the Finance Bill 2021. This shall be in accordance with the provision in PFM Act 2012 section (132) (1&2) which require the County Executive member for finance to make pronouncement of the revenue raising measures for the county government with the approval of the County Executive Committee.

3.1.4 Expenditure Projections

43 Considering the limited resources against competing needs for programme funds, priorities for funding in FY 2021/22 has been given to projects/programmes that focus on county strategic interventions. These programmes are geared towards promotion of service delivery that supports social development, economic growth and transformation of the County. They are also in line with preliminary considerations in the County Integrated Development Plan (CIDP 2018-2022), Third Medium Term Plan of the vision 2030, and other policy provisions for transitioning from CIDP 2013-17 to CIDP 2018-2022 and from MTP II to MTP III. Recurrent expenditure has been structured to decrease over time as capital expenditure increases in relative terms.

44 Further, the county government shall ensure that recurrent expenditure does not exceed 70 percent of county government's total revenue. The county government shall also observe a reasonable degree of revenue predictability.

3.1.5 Recurrent Expenditure Projections

45 In expenditure projections for FY 2021/22 and in the medium term, it is expected that allocation of resources will be on programmes and projects that are prioritized in the MTP III and second generation CIDP for Narok County. Thus, departments will be required to follow this criterion in identification and allocation of resources during the preparation of budget estimates.

46 Total recurrent expenditures in FY 2021/22 is estimated at KSh.7.442 billion representing 61.92 percent of the total budget.

3.1.6 Development Expenditure Projections

47 The overall development expenditure for FY 2021/22 is projected at KSh.4.576 billion as shown in Table 2.

Table 2: Allocation for development and recurrent (In Million KSh.)

	Baseline	Estimates	Projections	
Financial Year	2020/21	2021/22	2022/23	2023/24
Expenditure				
Recurrent	7,852.15	7,442.40	7,586.00	7,857.86
Development	3,771.50	4,576.21	4,940.99	5,547.37
TOTAL	11,623.65	12,018.61	12,526.99	13,405.23
% Allocation				
Recurrent	67.55%	61.92%	60.56%	58.62%
Development	32.45%	38.16%	39.44%	41.38%
TOTAL	100%	100%	100%	100%

Source: Narok County Treasury

48 The projections in Table 2 indicate that in FY 2021/22, percentage allocation to development is 38.16 percent. The PFM Act section 107(2b) requires that over the medium term a minimum of thirty percent of the county government's budget shall be allocated to the development expenditure. The projected allocation for FY 2022/23 is 39.44 percent and is 41.38 percent in FY 2023/24.

49 In order to contain non-essential spending in recurrent and non-priority expenditure in development, Narok County Government will focus on the following areas of intervention.

- a) Ensuring full compliance with commitment control system, paying up and closing the identified genuine stocks, terminating or completing stalled projects that are likely to lead to pending bills.
- b) Restructuring and strengthening of monitoring and evaluation system.
- c) Containing both foreign and domestic travel at a level not likely to jeopardize other operational cost.
- d) Consultancy services will only be of last resort with a full credible proof that the county doesn't have capacity to undertake activity which consultancy is sought for.

3.1.7 Overall deficit and financing

50 To ensure fiscal discipline, Narok county Government will run a balanced budget whereby the revenue is equal to expenditures. In effect, the FY 2021/22 county budget shall be financed through transfer from the National Government and own revenue collected from local sources such as fees and charges, rates, among others allowed by the governing Acts only.

4 INTERGOVERNMENTAL FISCAL RELATIONSHIP

4.0 Overview

51 The fiscal strategy paper will be applied in guiding the budget policies for FY 2021/22 and the medium-term period. It's worthy to note that 2015/16 was the final transition year as defined in the Sixth Schedule of the Constitution and in the Transition to Devolved Government Act, 2012. From an intergovernmental fiscal relations standpoint, substantial progress has been made in terms of laying the legal, institutional and administrative foundations for successful fiscal decentralization.

52 The National government has made intent in the Budget policy statement including the intent to; i) strengthen revenue policies and legislation in the counties; ii) build the capacity of human resource; iii) improve on institutional arrangements for revenue collection and administration; and, iv) promote effective internal controls and audit mechanisms in counties.

53 In FY 2017/18, the National Treasury finalized the National Policy to Support Enhancement of County Governments' OSR, which was submitted to and approved by the Cabinet. Implementation of the Policy will include: i) assisting County Governments to determine their revenue potential and improve revenue forecasting; ii) supporting the Counties to develop principal laws to anchor their revenue measures in line with Article 210(1) of the Constitution; and, iii) ensuring that all Counties have established appropriate institutional arrangement for collecting OSR, and that they have adopted more effective and revenue management systems with common standards. As part of strategies to implement the above policy, County Governments are to receive capacity building from the National Treasury on various PFM aspects including revenue forecasting and tax analysis. This capacity building will be provided under the ongoing Kenya Devolution Support Program (KDSP).

54 The National Treasury, through the Intergovernmental Fiscal Relations (IGFR) Department continues to implement reforms to enhance performance of County Governments. The reforms, which are being implemented under the Revised Public Finance Management Reform Strategy (2016-2018) are expected to lead among other things, to:

- Improved collection and efficiency of County Governments' own-source revenue (OSR) systems, including accounting and reporting.
- Improved capacity of Counties to formulate realistic and credible budgets, and hence better harmony between County Executive and County Assemblies in the budget process;
- Strengthened capacity of County Assembly oversight committees specifically, County Assembly Budget and Appropriation Committees to produce quality reports in a timely manner;
- Proper documentation and management of County Governments' assets and liabilities;
- A clearer and stronger system of intergovernmental fiscal relations, particularly on management of intergovernmental conditional grants between the two levels of Government.

- Undertake a study to determine each County’s OSR potential.

4.1 Division of Revenue between the National and the County Governments

55 In order to arrive at County Governments’ equitable share of revenue for FY 2021/22, The National Treasury proposes that County Governments be allocated an equitable share of revenue raised nationally of KSh. 370 billion in the FY 2021/22. This will translate into a growth of Ksh. 16.9% for the FY 2021/2022 as per the BPS 2021.

In the FY 2021/22 the Horizontal allocation of revenue will be applied which was considered and approved by Parliament in September, 2020. The third formula takes into account the following parameters; (i) Population (18%); (ii) Health Index (17%); (iii) Agriculture Index (10%); (iii) Urban Index (5%); (iv) Poverty Index (14%); (v) Land Area Index (8%); (vi) Roads Index (8%), and; (vii) Basic Share index (20%).

56 In addition to the above equitable share allocations, County Governments will in FY 2021/22, receive additional funds as conditional grants. These includes the leasing of medical equipment, KSh 7.2 billion, grants, KSh. 32.3 billion and KSh 332 million available for specific counties to supplement the construction of county headquarters.

(Table 3). Each additional conditional allocation is distributed based on its objectives, criteria for selecting beneficiary Counties and distribution formula.

Table 3: Total allocations to County Governments

Allocation		Amount in million KSh.			
Type/Level of Allocation		2018/19	2019/20	2020/21	2021/2022
County Equitable Share (to 47 counties)		311,060.0	310,000.00	316,500.00	370,000.00
Additional conditional allocations, of which:					
i	Free maternal Healthcare	-	-	-	-
ii	leasing of Medical equipment	6,100.00	6,200.00	6,205.00	7,205.00
iii	Compensation for User fees forgone	900.0	900.00	900.00	-
iv	Level 5 hospitals	4,200.0	4,326.00	4,326.00	-
v	Special Purpose Grant (Emergency medical services)	-	-	-	-

Allocation		Amount in million KSh.			
Type/Level of Allocation		2018/19	2019/20	2020/21	2021/2022
vi	Supplement for construction of county headquarters	605.0	485.2	300.00	332.00
vii	Rehabilitation of Village Youth Polytechnics	2,000.0	2,000.00	2,000.00	-
viii	Allocation from Fuel Levy Fund (15% of collections)	8,269.0	8,984.10	9,433.27	-
ix	Conditional allocations (Loans and Grants)	12,541.4	25,421.9	30,204.35	32,344.00
Total		333,126.8	358,555.9	369,868.62	409,881.00

Source: BPS 2021

- A total of KSh. 6.8 billion has been set aside in the 2021 BPS as Equalization Fund. The allocation is to be managed by a Fund’s Administrator appointed by National Treasury.
- Counties will also benefit from an allocation of KSh. 332 million to supplement the construction of county headquarters.
- KSh. 32.34 billion from proceeds of external loans and grants, which will finance devolved functions in accordance with the signed financing agreement for each loan/grant.

57 Accordingly, in FY 2021/22, the Counties will share an estimated KSh. 409.9 billion.

5.0 MEDIUM TERM EXPENDITURE FRAMEWORK

5.1 Resource Envelope

58 The law provides for several sources wherefrom counties can generate revenues namely, transfers from national government (Article 202 & 204), local collection and borrowing (Article 212). The sources of revenue for Narok County Government in the past three years have been from all of the above sources except borrowing. The transfers from national government comprise the equitable share (Article 202 (1) and additional conditional resources including grants (Article 202 (2) and Equalization fund (Article 204).

5.1.1 Equitable Share

59 This is the county allocation from the national government which is equitably shared between national government and the county governments (vertically) and horizontally among

the forty-seven counties. The sharing criterion is in accordance to Commission on Revenue Allocation (CRA) formula with an approval of the senate. In the FY 2021/22, Narok County is allocated a total of KSh. 8.8 billion equivalent to 73.59% of the total county budget.

5.1.2 Additional Transfers from National Government

60 To supplement the equitable share, the County Government will also receive a total of KSh. 799.27 million in conditional grants as shown in table 4. Conditional allocations will be transferred for leasing medical equipment amounting to KSh. 153.3 million. In addition, the county expects to receive a total of KSh. 645.97 million in form of loans and grants.

61 These additional conditional resources are normally predetermined in amount and purpose within the 2021 BPS and cannot be reallocated by the county treasury.

5.1.3 Local collection

62 Other than the equitable share and additional conditional funds, the County Government will generate a total of KSh 2.375 billion in domestic revenues through specific county revenue raising measures. Table 4 shows a breakdown of various sources of revenue projections in the Narok County.

Table 4: Narok County Resource Envelop (In Million KSh.)

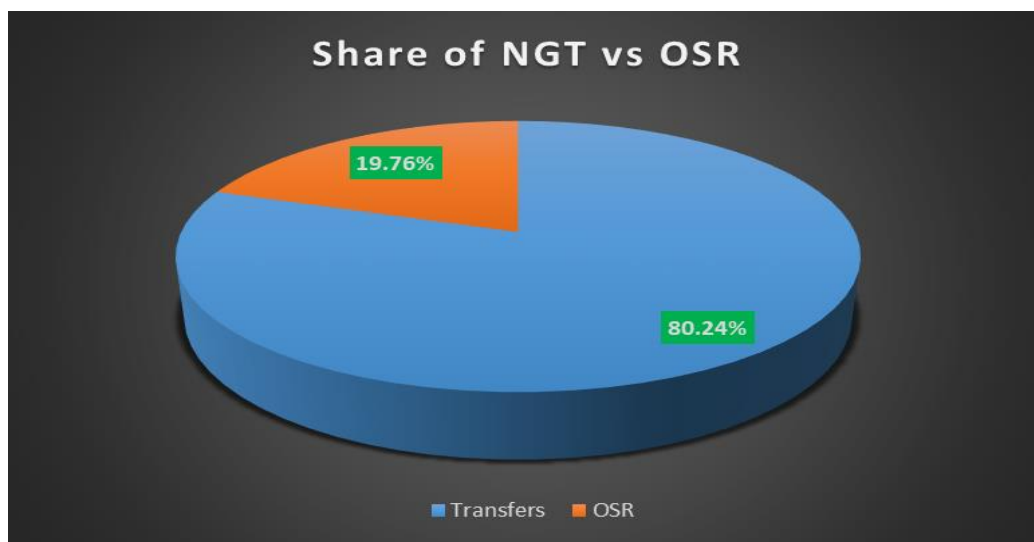
COUNTY GOVERNMENT OF NAROK REVENUE ESTIMATES						
Sources	2019/20		2020/21	2021/22	2022/23	2023/24
	(Revised) Targets	Actual	Approved Budget	Estimates	Projections	
CENTRAL GOVERNMENT TRANSFERS						
Equitable Share	8,039.10	7,347.74	8,039.10	8,844.79	9,062.55	9,741.24
Village Polytechnic	19.49	19.49	16.09	-	-	-
Road Maintenance Levy Fund	228.20	228.20	212.25	-	-	-
Compensation for user fees forgone	20.60	20.6	20.60	-	-	-
leasing medical equipment	131.91	-	132.02	153.30	159.89	171.85
Grants	580.012	345.80	632.96	645.97	673.72	724.18
B/F	505.5	343.09	1,206.75	-		
Sub-Totals	9,524.82	8,304.92	10,259.76	9,644.05	9,896.16	10,637.27

COUNTY GOVERNMENT OF NAROK REVENUE ESTIMATES						
Sources	2019/20		2020/21	2021/22	2022/23	2023/24
	(Revised) Targets	Actual	Approved Budget	Estimates	Projections	
REVENUE FROM LOCAL SOURCE						
Single Business Permit	21.12	19.33	39.93	133.50	147.91	155.62
CESS Revenue	57.67	55.73	241.69	225.20	249.51	262.51
Markets & Slaughterhouses	6.95	5.29	9.55	90.00	99.71	104.91
Housing/ Stall Rent	4.50	-	-	20.00	22.16	23.31
Conservancy & Solid Waste Disposal	3.28	0.859	0.65	2.20	2.44	2.56
Parking Fees - Street Parking & Bus Parks	11.88	12.17	22.32	100.00	110.79	116.57
Property Rates & Rents	72.138	46.48	75.48	189.59	210.05	221.00
Miscellaneous/Others	44.09	24.30	48.93	105.50	116.89	122.98
Maasai Mara Game Reserve Fees	2,175.75	2,181.32	967.31	1,508.56	1,671.38	1,758.49
Sub-Totals	2,397.38	2,345.48	1,405.87	2,374.55	2,630.83	2,767.96
TOTAL REVENUE	11,922.20	10,650.40	11,665.63	12,018.61	12,526.99	13,405.23

Source: Narok County Treasury

63 Figure 4 compares the revenue targets for FY 2021/22 from the central government transfer and the collection from local sources. The targets for local revenue will be realised based on Finance Bill 2021.

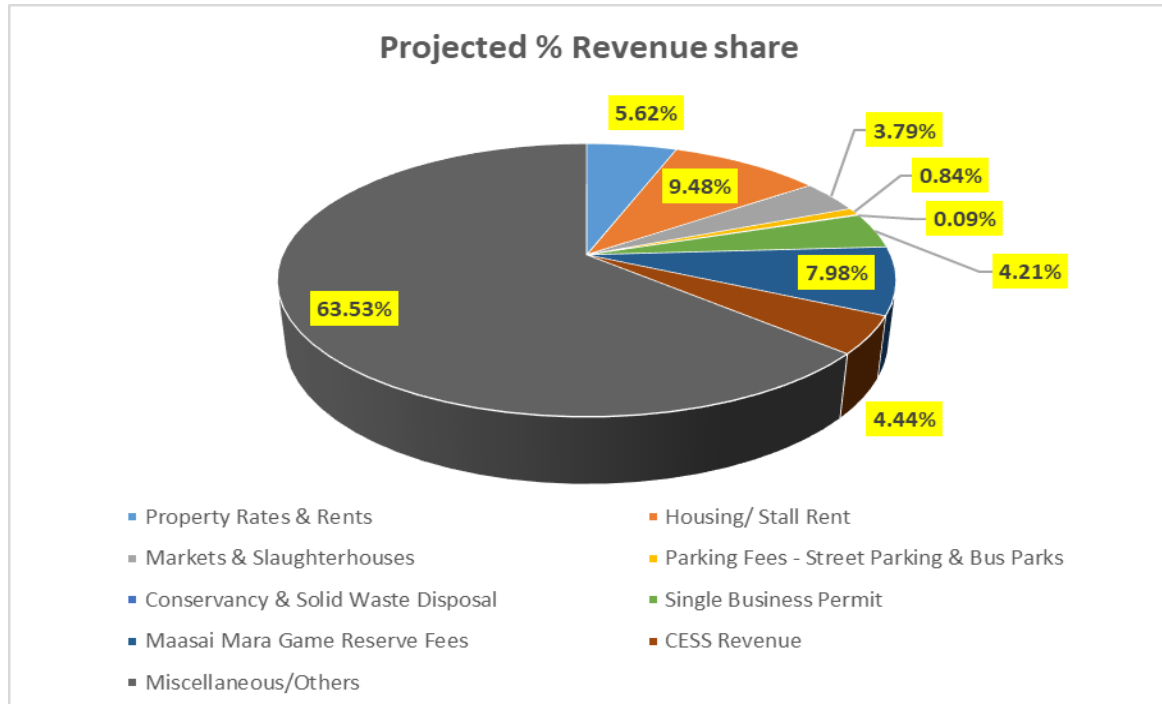
Figure 4: Comparison of Share of National Government Transfers to Own Source Revenue



Source: Narok County Treasury

64 At the local level, collection from Maasai Mara Game reserve accounts for 85% of total revenue collected from various streams at the county level, (Figure 5)

Figure 5: Own Source Revenue



Source: County Treasury

65 The county can also engage Public Private Partnership in accordance to PPP Act 2013 as provided in the PFM Act section 146 and or resort to borrowing provided the national government guarantees with an approval from the county assembly to finance development projects.

66 Grants and donations from development partners that is contemplated in section 138 and 139 of the PFM Act, 2012 is another likely source of revenue.

67 In addition to the equitable share and conditional grants, Narok County is to benefit from approximately KSh. 414.96 million as equalization fund. This is the fund established in accordance with article 204 of the constitution of Kenya 2010, into which one half per cent of all the revenue collected by the national government each year is paid. The amount is calculated on

the basis of the most recent audited accounts of revenue received, as approved by the National Assembly.

68 This approximate figure is 6.08 per cent of KSh. 6.825 billion shared horizontally among 14 counties considered to be marginalized in the country. The money is aimed at improving infrastructure development in these areas with an objective of bringing the counties at par with the rest of the counties. In Narok County the funds will go towards supporting access to basic services including health, roads and water through infrastructural development. The implementation of the fund which is managed through a national steering group, started through the first disbursement in FY 2017/18.

5.1.4 Resource Allocation Framework

69 With the overall resource envelope derived largely from national government transfer, the key features of resource allocation by spending units for the FY 2021/2022 involve:

- Identifying sectoral priorities from the County Integrated Development Plan 2018-2022.
- Ranking priorities in terms of their contribution to achieving objectives set out in the CIDP and budget preparation guidelines.
- Establish an enabling environment targeting women, youth and vulnerable groups to improve their livelihood through income generating activities.
- Creating an enabling environment for investors from local and abroad to invest in diverse areas of interest in line with Kenya Vision 2030 and the CIDP 2018-2022.

70 In view of the constitutional requirement and in accordance to provisions in part XI of the County Government Act the county government has ensured that the main priorities in MTEF budget framework have been considered in the second-generation County Integrated Development Plan (CIDP 2018-2022). The priorities were firmed-up during the 2021 public hearings forums on the budget for FY 2021/2022

5.3 Apportionment of the Baseline Ceilings

71 The baseline estimates reflect the current departmental spending levels and proposed programmes in the sectors. In the recurrent expenditure category, non-discretionary expenditures

take first charge. These include payment of statutory obligations such as salaries for permanent county staffs, rents and utilities.

72 Development expenditures have been shared out on the basis of the CIDP priorities and strategic interventions. The following criteria were used in apportioning capital budget:

- *Compliance with Regulation:* Priority for financing projects has been given to those projects that are in full compliance with the Government regulations and priorities as outlined in the CIDP and which are fully justified for financing.
- *On-going projects:* emphasis has been given to completion of on-going capital projects and in particular infrastructure projects with high impact on poverty reduction, equity and employment creation.
- *Economic impact:* priority was also given to programmes and projects with higher socio-economic impact in terms of job creation and improvement of citizen’s welfare.
- *Strategic policy interventions:* priority was also given to policy interventions covering the entire county integration, social equity and environmental conservation.
- Interventions identified in the reviewed county integrated development plan (CIDP 2018-2022) and 2021/22 budget;
- *Counterpart funds:* priority was also given to adequate allocations for projects with counterpart funding. Donor counterpart funds are the portion that the Government must finance in support of the projects financed by development partners.

5.2 Medium-Term Expenditure Estimates Ceilings

Table 5: Proposed ceilings for FY 2021/22 (Amount in millions KSh.)

		SECTOR BUDGET CEILINGS					%SHARE OF TOTAL EXPENDITURE			
Sector	Sub-Sector		Baseline	Estimates	Projections		Baseline	Estimates	Projections	
			F/Y 2020/21	F/Y 2021/22	F/Y 2022/23	F/Y 2023/24	F/Y 2020/21	F/Y 2021/22	F/Y 2022/23	F/Y 2023/24
Public Administration And International Relations (PAIR)	Total		3,108.12	3,217.43	3,289.80	3,399.02	26.74%	26.26%	26.26%	25.36%

	County Assembly	Sub-Total	924.87	922.04	952.48	983.51	7.95%	7.67%	7.60%	7.34%	
		Rec	709.6	722.04	749.81	771.87	6.10%	6.01%	5.99%	5.76%	
		Dev	215.27	200.00	200.52	210.66	1.85%	1.66%	1.60%	1.57%	
	County Executive	Sub-Total	137.20	137.45	138.99	143.85	1.18%	1.14%	1.11%	1.07%	
		Rec	137.20	137.45	138.99	143.85	1.18%	1.14%	1.11%	1.07%	
		Dev	-	-	-	-	-	-	-	-	
	County Administration and Public Service Management	Sub-Total	936.05	944.87	973.06	1,018.25	8.06%	7.86%	7.77%	7.60%	
		Rec	835.22	772.79	775.80	806.15	7.19%	6.43%	6.19%	6.01%	
		Dev	100.83	172.08	197.93	217.29	0.87%	1.43%	1.58%	1.62%	
	Public Service Board	Sub-Total	88.90	88.71	92.66	97.17	0.76%	0.74%	0.74%	0.72%	
		Rec	88.90	88.71	92.66	97.17	0.76%	0.74%	0.74%	0.72%	
		Dev	-	-	-	-	-	-	-	-	
	Finance, Economic Planning, ICT & E-Government	Sub-Total	1,021.10	1,063.36	1,071.20	1,095.32	8.79%	8.85%	8.55%	8.17%	
		Rec	813.31	713.68	717.74	726.91	7.00%	5.94%	5.73%	5.42%	
		Dev	207.79	349.68	353.35	367.69	1.79%	2.91%	2.82%	2.74%	
	Environmental Protection And Water		Total	418.26	509.06	533.31	632.40	3.59%	4.32%	4.26%	4.72%
	Env. Protection Water & Natural Resources	Sub-Total	418.26	509.06	533.31	632.40	3.59%	4.32%	4.26%	4.72%	
		Rec	228.24	228.32	247.88	257.95	1.96%	1.90%	1.98%	1.92%	
Dev		190.02	280.74	286.12	378.86	1.63%	2.42%	2.28%	2.83%		
Education, Social Protection, Culture & Recreation		Total	1,591.72	1,576.83	1,636.77	1,677.13	13.69%	13.12%	13.07%	12.51%	
Education Youth Affairs Development	Sub-Total	1,591.72	1,576.83	1,636.77	1,677.13	13.69%	13.12%	13.07%	12.51%		
	Rec	1,150.80	1,105.18	1,117.32	1,124.44	9.90%	9.20%	8.92%	8.39%		
	Dev	440.92	471.65	505.47	536.53	3.79%	3.92%	4.04%	4.00%		
Roads, Transport & Infrastructure		Total	1,125.32	1,071.27	1,172.27	1,267.48	9.68%	8.91%	9.36%	9.46%	
Roads, Public Works and Transport	Sub-Total	1,125.32	1,071.27	1,172.27	1,267.48	9.68%	8.91%	9.36%	9.46%		
	Rec	324.55	320.50	331.35	332.28	2.79%	2.67%	2.65%	2.48%		
	Dev	800.77	750.77	833.76	923.11	6.89%	6.25%	6.66%	6.89%		
Health		Total	3,575.25	3,735.38	3,868.59	4,113.51	30.76%	31.08%	30.88%	30.69%	
Health And Sanitation	Sub-Total	3,575.25	3,735.38	3,868.59	4,113.51	30.76%	31.08%	30.88%	30.69%		
	Rec	2,560.53	2,346.38	2,374.97	2,529.19	22.03%	19.52%	18.96%	18.87%		
	Dev	1,014.72	1,389.00	1,531.91	1,620.37	8.73%	11.56%	12.23%	12.09%		
Agriculture Rural & Urban Development		Total	1,167.06	1,259.26	1,356.79	1,532.94	10.05%	10.48%	10.83%	11.44%	
Agriculture, Livestock And Fisheries	Sub-Total	771.9	790.52	866.40	965.87	6.64%	6.58%	6.92%	7.21%		
	Rec	298.47	299.18	302.76	306.81	2.57%	2.49%	2.42%	2.29%		
	Dev	473.43	491.34	559.35	680.50	4.07%	4.09%	4.47%	5.08%		
Land, Housing, Physical	Sub-Total	395.16	468.74	477.94	558.95	3.41%	3.90%	3.82%	4.17%		

	Planning And Urban Development	Rec	207.33	209.21	214.32	218.63	1.78%	1.74%	1.71%	1.63%
		Dev	187.83	259.53	263.99	334.88	1.63%	2.16%	2.11%	2.50%
General Economic and Commercial Affairs (GECA)		Total	637.92	710.38	727.91	795.80	6.05%	5.91%	5.81%	5.94%
	Tourism And Wildlife	Sub-Total	490.2	540.87	563.05	624.51	4.21%	4.50%	4.50%	4.79%
		Rec	390.83	390.37	407.79	417.84	3.36%	3.25%	3.26%	3.12%
		Dev	99.37	150.50	155.63	224.38	0.85%	1.25%	1.24%	1.67%
	Trade & Industrialization	Sub-Total	147.72	169.51	166.17	174.86	1.28%	1.41%	1.33%	1.30%
		Rec	107.17	108.59	114.61	124.77	0.93%	0.90%	0.91%	0.93%
		Dev	40.55	60.92	52.95	53.10	0.35%	0.51%	0.42%	0.40%
GRAND TOTAL		TOTAL	11,623.65	12,018.61	12,526.99	13,405.23	100.00%	100.00%	100.00%	100.00%
		Rec	7,852.15	7,442.40	7,586.00	7,857.86	67.55%	61.92%	60.56%	58.62%
		Dev	3,771.50	4,576.21	4,940.99	5,547.37	32.45%	38.16%	39.44%	41.38%

Source: Narok County Treasury

Table 5 is explained in detail in the succeeding sections.

5.4 Details of Sector Priorities

73 Budgetary allocation of financial resources for the FY 2021/22 and over the medium term period is based on sector's priorities identified in the Sector Working Groups (SWGs) meetings which contains priorities in the County Integrated Development Plan (CIDP 2018). The proposals also take cognizance of the input gathered during the public consultative meetings held on 11th and 12th of February 2021 at all sub-counties within the county.

74 The priority areas have also been aligned with flagship projects in the third Medium Term Plan (MTP III) of Kenya Vision 2030 and the strategic policy initiatives of the national government. In addition to the Vision 2030, the county government of Narok will be endeavouring to contribute to the realization of the aspirations captured in the "big four Agenda"; - Provision of Universal Health Coverage; Provision of at least two thousand (2,000) affordable new houses; achieve food security and support value addition in manufacturing industry by 2022. The succeeding section therefore describes the details of seven MTEF sectors goals, priorities and resource allocation and a schedule of sector proposals is provided as an Annex IV.

Public Administration and External Relations (PAER)

75 The Sector comprises five sub-sectors in executive arm of the government, County administration, public service management, public service board, Finance, economic planning, ICT and e-Government. On legislative arm there is County Assembly. The sector is instrumental in providing overall policy, leadership and oversight in economic development, management of devolution process at the county level, oversees county legislation, resource mobilization and implementation of County policies and programmes and oversight on use of public resources and service delivery

76 County Assembly plays a crucial role in representation, legislation and oversight with respect to public expenditures. The Economic planning department has been instrumental in guiding socio-economic development in the county through the tracking of the implementation of the County Integrated Development Plan for the period 2018-2022. This tracking formed a critical foundation for the mid-term review of the second generation CIDP for the period 2018-2022. The department has also been apt in the preparation and timely submission of the annual development plans, county budget review and outlook paper, the county fiscal strategy paper and the annual budget.

77 In the 2021-22 – 2023/24 MTEF period, and based on the recommendations by the sector, members of the public and key stakeholders, the sector will be implementing programmes which are aimed at transforming public service delivery and enhancing County's image. Special emphasis will be placed on improving infrastructure, enhancing effective coordination of county programmes, enhancing policy advisory functions of the executive, effective monitoring and evaluation of the projects and supporting other county departments in executing their mandates.

78 The county assembly will be introducing a number of bills, motions and statements. The assembly will also prioritize the construction and renovation of ward offices, speaker's residence and mortgage. It is also expected to continue providing oversight on public resources and preparing reports on public hearings on varied county policies and bills.

79 Public administration will continue to streamline operations and meet objects of devolution and decentralization, ensure smooth administrative operations of the county government, capacity enhancement of all staff for optimal performance, ensure that county administrative concerns are attended to, ensure compliance with ethics, and train communities

beginning with disaster prone areas on disaster preparedness. The department intends to use the technology to keep track of the workforce and assess their productivity and in the process eliminate ghost workers. The department intends to retrain some of our personnel already on payroll, so that they can be redeployed to departments in need. This will assist in curbing the ballooning wage bill. The executive further has plans to train personnel on customer service and communication skills to improve and enhance service delivery.

80 Finance and economic planning will endeavour to improve work environment, implement the Public Finance Management Act (2012), ensure efficient and effective budget formulation and control, ensure financial standards, principles and guidelines are adhered to appropriately. reporting decentralize financial and planning services, strategize on debt management, enhance statistical development capacity, engage an integrated revenue management system in revenue collection, and improve project monitoring and evaluation in Narok county

81 In the ICT sub- sector, the County Government, will endeavour to build relationships with ICT firms aimed at establishing outreach programmes. Further, the county will partner with the private sector to ensure adequate ICT infrastructure exists which include the strengthening of mobile telephone networks in areas that are not yet/well covered. The County will also continue to adopt ICT to keep up with modern, efficient ways of public service delivery.

82 To implement these programmes, PAER has been allocated a total of Ksh 3.237 billion in 2021/22 financial year. The County Assembly has been allocated Ksh. 932.04 million, County Executive Ksh 140.45 million, Public Service Board Ksh. 94.71 million, Finance and Economic Planning Ksh. 1.105 billion while the Public Service Management has been allocated Ksh. 964.87 million.

83 The allocation to the county assembly is informed by the guidelines from the National Treasury and the Commission for Revenue allocation giving ceiling for recurrent expenditure for both county executive and assembly. The total allocation is expected to gradually increase in FY 2022/23 and FY 2023/24 to KSh.949.95 million and 978.77 million respectively.

Environment Protection, Water and Natural Resources Sector

84 The Environment Protection, Energy, Water and Natural Resources sector comprises four sub-sectors namely: Environment, Natural Resources; Water and Irrigation. The county government recognizes the crucial role played by this sector in ensuring sustained economic growth and development through conservation of environment and promoting use of green and renewable energy. In this regard, the county has laid focus on key priorities programmes for the sector aimed at ensuring sustainability of economic growth.

85 Performance in the sector has been affected by weak monitoring and evaluation, inadequate resource allocation, competing interest among stakeholder and development partners, low levels of awareness on environmental conservation, lack of coordination among implementing partners, and climate change.

86 In the 2021/22 – 2023/24 MTEF period the sector will endeavour to complete key sector projects and programmes initiated in the FY 2020/21 as well as new development priorities for FY 2021/22 as recommended by the sector, members of the public and key stakeholders. The prioritized programmes intended to promote sustainable utilization and management of the environment and natural resources for socio-economic development. Review and harmonization of sector's Acts, statutes, policies, rules and regulations in the sector, increase tree cover, recovery of illegally acquired forest land, increased access to clean water, reduce poaching incidences and human-wildlife conflict, flood control in Narok town, waste management and pollution control. In energy sector the intention is to increase clean energy access by at least 30% and establishing waste collection and treatment systems. In water sub-sector, priority will be to increase access and availability of safe water by investing in water supply infrastructure development and rehabilitation. It will also seek to continue collaborate with the national government, commissions and authorities on implementation of a wide range of high impact programmes in the sector.

87 To implement these programmes, the sector has been allocated a total of Kshs 571.06 million in FY 2021/22 out of which recurrent is Kshs 230.31 million and development is Ksh 340.74 million. The sector allocation will increase in medium term period to reach Ksh. 579.85 and 598.79 million in the FY 2022/23 and 2023/24 respectively.

Social Protection, Culture and Recreation Sector

88 The sector comprises the following sub sectors; education, youth affairs, sports and talent development and also cultural and social services. The sector is mandated to address the issues on promotion and exploitation of Kenya's diverse culture for a peaceful co-existence; promotion of pre-primary education and development of youth polytechnics; enhancing reading culture in the county; development and promotion of sports; promotion of cultural and sports tourism; regulation, development and promotion of the film industry; research and preservation of music in the county. The sector is also tasked with ensuring there is adequate social development.

89 Some of the challenges in the sector included poor attitudes towards vocational training; inadequate sporting facilities and the existing facilities do not match with the modern requirements as per modern technologies in the world; poor and negative attitudes towards the development and preservation of cultural values and practices which are perceived as outdated and of no value.

90 In the FY 2021/22 and over the medium term period the county will endeavour to complete key sector projects and programmes initiated in the FY 2020/21 as well as new development priorities for FY 2021/22 as recommended by the sector, members of the public and key stakeholders. The county will continue prioritizing expansion of learning institutions at pre-primary school level, creating an enabling environment for development and promotion of rich Maasai cultural heritage. The county will also continue allocating funds to sports related programmes and empowerment of the vulnerable groups. The government will also seek to expand allocation of bursary schemes to caution pupils and students from dropping out school.

91 The sector intends to construct 180 ECDE classrooms equipped with furniture (10 tables, 40 chairs for children), a desk and a chair for the teachers per ward; Increase transition rate from ECDE to primary to secondary through collaboration with the national government. Secure scholarships and provide mentorship programme for the best performed KSCE students; improve vocational training centres and village polytechnics (TVETs). This programme will involve general renovations and face – lifting of VTCs including, construction of classrooms, workshops, male and female hostels, and procurement of tools and equipment. The sector intends to enhance the provision for routine maintenance of Narok Stadium, develop a culture and youth

empowerment centres, provide financial support for the USHANGA initiative, for the economic empowerment of women, as well as exploring cultural ornaments for economic gain.

92 Additionally, the County in conjunction with National Government's Youth and Gender Departments and development partners including the International Labor Organization (ILO), are working on a programme to empower skilled youths in their areas of specialization (from certificate, diploma, degree and masters) and linking to investors within the county to secure opportunities for them by providing them with internship programmes.

93 In order to implement these programmes, the Sector has been allocated Ksh 1.616 billion in the financial year 2021/22, Ksh 1.646 billion and Ksh 1.697 billion for the financial years 2022/2023 and 2023/2024 respectively. Breaking down the allocations for recurrent and development expenditures in the financial year 2021/22 is Ksh 1.125 billion and Kshs 491.65 million for recurrent and development expenditure respectively.

Infrastructure and Information, Communication and Technology Sector

94 This sector is key as it aims to provide efficient, affordable and reliable infrastructure for sustainable economic growth and development. The county continues to invest on road construction works; maintaining existing roads and open access roads in rural areas. Due to cost of time in construction, repair and maintenance of county roads, the county Government of Narok opted to purchase own plant and machines comprising of 6 graders, 6 excavators, 12 truck tippers, 6 wheel loaders, 6 rollers and 2 bulldozers. The rationale is this decision is that the equipment will ensure value for money, makes it easy to supervise and monitor progress (through tracking system), provide employment to locals, make it easy to centrally maintain and manage the machines and enhance the ability to monitor the use of fuel to achieve efficiency.

95 The various factors that affects performance in this sector includes huge maintenance backlog of the roads networks implying that the scarce resources allocated to the county cannot meet the target for new roads. Other challenges are; high cost/delays in the relocation of utilities and services along road transport corridors and numerous reported cases of encroachments of roads reserves.

96 Through collaboration with the National government, The construction of Kisiriri-Mau Narok road (37km) is ongoing and is expected to be completed by end of 2021. The upgrading to bitumen standard of Ewaso Ngiro – Sekenani Road (C728) 65 km, and Kilgoris-Shartuka-Esoit-Murkan-Emurua Dikirr Road have been completed. The construction of two by-passes in Narok town is at design stage. The tarmacking of Kilgoris-Lolgorian- Angora Road (47 km) in Kilgoris sub-county is ongoing and is expected to be completed by end of 2021. The collaboration with the national government has further facilitated the graveling and grading of 562km of roads in the medium term.

97 Over the 2021/22– 2023/24 MTEF period, ongoing, and pending projects from FY 2020/21 that are yet to be completed or undertaken due to either inadequate funds or lack of provision will be prioritized. Also to be implemented are new development priorities for FY 2021/22 as recommended by the sector, members of the public and key stakeholders. The sector will focus on expansion of road networks in the county to minimise the cost of doing business while also enhancing mobility. The sector will require the establishment of laboratory for materials’ testing to improve and achieve quality roads, acquisition of more equipment to enable sub-counties have full sets of machines, develop infrastructures linking to the standard Gauge Railway, designing, developing and maintaining roads/ bridges and box culverts within the county, facilitating the completion of ongoing road projects within the county, managing and maintenance of equipment, Assessment and quality control of road works, liaising with KeNHA, KURA and KeRRA in planning and designing of roads and bridges. The sector will also be involved in Mapping out road networks in the county, opening up new road networks within the county, routine maintenance of existing roads.

98 In FY 2021/22 the sector has been allocated a total KSh. 1.078 billion to achieve the above outputs. Out of this amount KSh 770.77 million is for infrastructure development. A total of KSh. 307.50 million has been allocated for recurrent expenditure including operation and maintenance of the own road construction equipment.

Health Sector

99 The sector vision is to have an efficient and high-quality health care system that is accessible, equitable and affordable for everyone. It comprises of county departments of medical

services, public health and sanitation, research and development. In response to sector vision, the sector aims at providing essential health care that are affordable, equitable, accessible and responsive to client needs; minimizing exposure to health risk by strengthening health promoting interventions that address risk factors to health.

100 Key achievements in the sectors includes; the county Government of Narok is upgrading Narok county referral hospital to level five (5) referral hospital through the construction of the New Hospital Block, Mortuary and Medical School at Narok County Referral Hospital. The project which is on the adjacent ground to the existing referral hospital is at about 28% level of completion.

101 In addition, the projects on construction of Theatre, Radiology and two inpatient blocks at Nairregie Enkare HC, Construction of Ilkiragarien Dispensary, Establishment of a dispensary at Sintakara, Establishment of a dispensary at Suswa, Upgrading of Emurua Dikirr Health Centre to level four (4) hospital, Transmara East Medical Training College, Expansion of Lolgorian Sub County Hospital, Expansion of sogoo health centre, Expansion of Naroosura health centre, Expansion of Oldanyati Health centre, Expansion of Olchoro Health centre, Expansion of Ololung'a Subcounty hospital, Expansion of Nkorikori Dispensary, Expansion of Sitoka dispensary, Expansion of Ang'ata Health centre, Expansion of olchorowua dispensary are at various stages of completion.

102 It is worth noting that these initiatives have resulted in benefits in such a way that the number of registered births occurring at home has reduced by 20.6% from 36.2% in 2017 to 15.6% as a result of improved healthcare services. Registered Medical Laboratories has increase from 31 in 2017 to 40 in 2020. Outpatient Morbidity for Persons Below Age 5 Years in terms of first attendance has gone down to 91,763 in 2020 from 149,349 in 2017. Community distribution by distance to the nearest health facility increased from 5 percent to 10 percent for a travel distance of 0 to 5 km, while the distribution for community travelling for more than 5 km to access a health facility dropped from 65% to 60%. On gains to child health, the county achieved a 70.5% full immunization of children while about 25% of children <5 years provided with nutrition supplements. Following the outbreak of COVID -19 pandemic, the county government

fast-tracked the establishment of a 300-capacity isolation Centre at Ololulung'a for the management of COVID19 cases in the overall objective of containing the spread of the disease.

103 To improve emergence referral systems, the county procured 11 ambulances through a lease agreement with Kenya Red Cross Society. The ambulances stationed in the six sub-counties have been critical in responding to emergencies which has subsequently reduced deaths related slow and weak emergency and referral system. On improving access to curative and preventive healthcare and service delivery at the facilities a total of 194 medical personnel have been recruited since FY 2018/2019.

104 Regarding Healthcare Financing, the County Health Insurance Fund was inaugurated in 2018 and is to be accelerated through NHIF registration and contribution. Similarly, the Health Service Improvement Act 2017 (amended) was passed by the county Assembly in 2020 paving the way for the formation of management committees and operationalization of the act. This will avail more funds at the facility level leading to improved health service delivery.

105 In the FY 2021/2022 and over the medium term the county government will endeavour to complete key sector projects and programmes initiated in the FY 2020/21 as well as new development priorities for FY 2021/22 as recommended by the sector, members of the public and key stakeholders on the basis of Narok CIDP II and other strategic plans. The sector intends to invest in six thematic programmes; Reproductive, maternal child and adolescent health; disease prevention and control; environmental health; health promotion and nutrition; community health services; and human resource development and management. Among the key programmes includes completion of Narok County Referral Hospital to a level 5 health facility. The project is expected to transform the health care delivery service in the county in a great way. To achieve the foregoing, the project targets to increase the bed capacity by 400 from the current capacity of 200 beds to 600. The mortuary capacity will also be enhanced from 9 body to 60 capacity. The project plan integrates a 36 staff housing units and 250-bed capacity medical training school. The school will be linked to the new hospital to form a modern state of the art healthcare facility as envisioned in the County Integrated Development Plan (CIDP 2018-2022).

106 The other planned activities for FY 2021/2022 includes the completion of the construction of ongoing health facilities; procurement and distribution of essential commodities

to reduce stock-outs; Improving women health & reduced morbidity due to cervical cancer; Enhancing RMNCAH services; increasing number of fully immunized children; procurement of specialized equipment and supplies; employment and deployment of health staff, full operationalization of the Narok Health Insurance Scheme and strengthening monitoring and evaluation and Health Information System

107 Among the challenges the sector has continued to face are; Limited resources and delay in disbursement; Shortage of Technical staff; Regular stock out for essential commodities; Industrial actions; lack of organized and coordinated healthcare waste management system; and lack of office space, specialized equipment's and incinerators.

108 In order to implement prioritized programmes and address the highlighted challenges, in this sector, a total of Kshs 3.892 billion has been allocated in the FY 2021/22. The share of recurrent vote is Kshs 2.425 billion representing 19.37% while the allocation for development is Kshs 1.467 billion representing 11.72% of the total allocation. By taking cognizance of the imminent closure of some donor funded programmes such as Transforming Health Systems (THS), Universal Healthcare in Devolved Systems (UHDS), and Global Alliance for Vaccine and Immunization (GAVI), the county government will adopt an aggressive intervention to fill anticipated gap in donor funding by applying a targeted scaling-up of budgetary allocation towards the affected programmes including immunization.

Agriculture, Urban Development Sector

109 Article 43 on the Bills of Rights under the Constitution of Kenya, provides for accessibility of adequate food of acceptable quality and accessible and adequate housing which is consistent with the aspirations of third MTP (2018- 2022) of Vision 2030. This sector aims to attain food security, sustainable land management, affordable housing and sustainable urban infrastructure development.

110 This sector lays emphasis on: increasing market access and adoption of technologies, production and productivity through value addition, commercialization of the sector activities; creating an enabling policy and legal framework, improving efficiency and effectiveness of

sector institutions; effective administration and management of land and land-based resources and enhancing urban development.

111 In the years under review the sector continued to facilitate communities in value addition through the various value chains under the NARIG Project which include cow milk, local poultry, Irish potato and Tomatoes. Under the NARIGP project, the sector has also developed proposals for three macro-projects, which are water dams at Narok East, Narok North, and Transmara West.

112 Among the key challenges affecting the sector are; Severe land degradation and decrease in productive land sizes due to poor land systems and subdivisions, climate change, prolonged dry spells, and inadequate extension staff.

113 During the 2021/22-2023/24 MTEF period, focus will be directed towards completing ongoing projects prioritized in 2020/21 budgets together with increasing agricultural production and productivity, improved animal genetics and vaccine administration; enhancing County food security through increasing and expanding strategic food reserves, establishing agriculture and livestock drought mitigation measures, livestock and crop farming research priorities for FY 2021/22 as recommended by the sector, members of the public and key stakeholders.

114 Additionally, there will be continued improvement to market access with extension services being made available and improvement of marketing infrastructure; entrenching institutional reforms, Land reforms, completion of establishment of County spatial data and development of social and physical urban infrastructural facilities in all urban areas in the County. There will also be improvement and development of agricultural mechanization services through acquisition of farm machinery.

115 To achieve the above, the sector has been allocated a total of Kshs 1.320 billion in the FY 2021/22. Agriculture sub-sector is allocated Kshs 821.91 million out of which Kshs 301.18 million is recurrent and Kshs 520.73 million is for development. Lands, Housing Physical Planning and Urban development sub-sector has been allocated Kshs 498.74 million, Kshs 209.21 million recurrent and Kshs 289.53 million is for development.

General Economic and Commercial Affairs (GECA) Sector

116 The sector consists of four main sub- sectors namely; trade and industrialization, cooperative development, Tourism and wildlife. The sector vision is to have a globally competitive economy with sustainable and equitable socio-economic development. The sector is very important to the county not only in revenue collection but also in sustainability of many livelihoods. It contributes more than 80% of local revenue and more than 30% of the county annual budget.

117 Tourism related infrastructure development and improvement of the sector including tourism promotion. With regard to trade, efforts were directed at creating a conducive environment for investment, promoting industrial development, consolidating and strengthening cooperative societies and supporting development of micro, small and medium enterprises, investment promotion and value addition for locally produced goods.

118 Notable challenges included; Human-Wildlife Conflicts, and rampant land subdivision and fencing of wildlife corridors restricting the movement of wildlife freely. In trade and industrialization there has been weak policy framework for investment.

119 During the 2021/22 – 2023/24 MTEF period the sector will endeavour to complete key sector projects and programmes initiated in the FY 2020/21 as well as new development priorities for FY 2021/22 as recommended by the sector, members of the public and key stakeholders. Among them is promotion of Narok as a tourist attraction destination, strengthening cooperative societies and investment in value addition for locally produced goods. The sector will also endeavour to create a conducive investment environment for new investors as well as developing the policy framework for investment and efficient service delivery.

120 Further, improving transport and communication network; Renovation and Improvement of staff houses in MMNR; Introduction of new tourist destination and circuit, wildlife monitoring programme and Promotion of the Maasai culture and tradition, Renovation of entry points, Capacity Building, among others in tourism and wildlife sub-sector.

121 In trade, cooperatives and industrializations are promotion of County based Value Chain Co-operatives; establishment of agro-processing and rejuvenating housing co-operative

Societies; modernization, upgrading and expansion of markets and enhance access to financial support through revolving funds, train SMEs and technical staffs.

122 To implement the prioritized programmes, the Sector has been allocated a total of Kshs 805.38 million in the FY 2021/22. Out of this total tourism sub-sector has been allocated a Kshs 574.87 million, Kshs 374.37 million recurrent and Kshs 200.50 million development. Trade, Industrialization and co-operative sub-sector is to get Kshs 230.51 million. Kshs 109.59 million being for recurrent and Kshs. 120.92 million for development. Over the medium term, the sector is expected to continue receiving funding so as to continue implementing its medium and long strategic priorities.

6.0 CONCLUSION

123 The overall expenditure in this 2021 CFSP as outlined MTEF has grown moderately taking into account the envisioned moderate economic growth. However, the critical social areas will continue to receive a significant share of resources as well as capital investments as contributions to the growth objectives. County entities have shared resources on basis of agree criterion where by socio- economic sectors have been allocated a relatively higher amount.

124 Projects with higher socio- economic impact as well as on-going projects have been prioritized in projects financing. Recurrent expenditure has been structured in such a way that it will continue to proportional decrease in medium term as the development expenditure increases in relative terms.

125 The policies outlined in this CFSP largely re-emphasize the economic growth for sustained development agenda outlined in the considerations contained in Narok CIDP II. They are also consistent with the overall national strategic objectives pursued by Jubilee Government including the four pillars for development. These strategic objectives are also adequately informed by the policies in the draft MTP III of the vision 2030, SDGs, DRR, EDE and climate change

ANNEXES

Annex I: Summary of Sector priorities

A. Health and Sanitation

- i) Expedite the completion of the New Narok County referral hospital block
- ii) Revamp, expand, modernize and equip health facilities, including, Narok County Referral Hospital, also recruit additional of public health officers and community health workers to strengthen preventive and primary health systems in the county.
- iii) Allocate more funds to health sector and prioritize services for Immunization, family planning and reproductive, maternal, new born, child, and adolescent health (FP/RMNCAH) across all pillars of the health budget.
- iv) Implement a comprehensive human resource health management system
- v) full operationalization of the Narok Health Insurance Scheme and strengthening monitoring and evaluation and Health Information System

- vi) Promote and support public and community health including the installation of hand washing facilities in institutions such as schools, tertiary education institutions, workplaces and health care facilities
- vii) Procurement and distribution of essential commodities to reduce stock-outs;
- viii) Provide personal protective equipment to staff working in health, water and sanitation sector for maximum safety and uninterrupted service delivery during this period of COVID-19.
- ix) Promote the importance of handwashing and construct WASH facilities to increase access at the household level.
- x) Enforce the WASH regulation of having toilets in all public facilities such as supermarkets, hotels and banks.
- xi) Organize sensitization forums on the importance of handwashing through the media and in community forums.
- xii) Collaboration between county government, national government, donor agencies, private sector and local community is encouraged to help implement WASH programs.

B. Tourism and Wildlife

- i) Set up a County research and monitoring center to help in gathering more information on tourism; develop a tourism product diversification plan – to include Agro-tourism and Eco- tourism projects; amusement parks; cultural festivals.
- ii) Develop an eco-tourism strategy
- iii) Develop a concept for development of Narok Resort City
- iv) Exploiting and marketing of underutilized tourism attraction sites; providing incentives such as concessionary land leases and tax incentives to investors. Suswa, Loita and Golf Course (Mau or siria escarpment) linked with Mara
- v) Develop policies on conservation and protection of Maasai Mara game reserve; Human wildlife conflict resolution mechanism. Enhance the compensation to loss of lives, livestock and crops.
- vi) Create a new conservancies fund/kitty to provide for consolation schemes.
- vii) Establishment of a wildlife protection unit
- viii) Enact land use policy to conserve the Mara water tower catchment.
- ix) Online tourism marketing strategies that integrate the promotion of Maasai culture and the Ushanga initiatives
- x) Develop an enabling legislative framework for promotion and preservation of Maasai Cultural, with the establishment of cultural centres, museums and model manyattas as tourists attraction sites.

C. Agriculture, Livestock and Fisheries

- i) Intensive agroprocessing and value addition capacities of the county particularly in horticulture (e.g. in tree tomatoes, banana, watermelons, tomato, potato, cabbages, kales, spinach, garden peas), bee keeping (apiculture), milk, meat and leather processing in partnership with the National Government, NGOs, Research Institutions and the Private sector. Currently the county is promoting the production and packaging of milk and is targeting on processing of hides and skin. The county should also incentivize agroprocessors through competitive licence rates. There is also a need to invest in equipment and machinery for value addition
- ii) Invest in access roads to enhance linkage between farms and markets. Extensive rural road infrastructure plays a central role in provision of affordable access to both markets for agricultural outputs and modern inputs. Other crucial market infrastructure includes lighting and water services to facilitate trade activities;
- iii) Digitize the agri-food sector to enhance: - training and building capacities of farming households in modern agricultural technologies, provision of advisory and information services, marketing agricultural produce at a wider scope beyond the county level, and improving access to innovative support services including credit and insurance services;
- iv) Invest in storage and cooling facilities particularly at collection points to minimize farm losses and post-harvest losses. Among the key cause of crops losses/ wastages in Narok county as identified by households are storage related. In addition, households experience substantial losses in livestock products especially in eggs and broilers production.
- v) Enhance investment in surveillance of disasters, such as extreme weather conditions and livestock disease control, at the county level equipped with relevant technical specialists and finances to effectively prepare, respond and prevent risks through institutional capacity development, vulnerability analyses and updates, monitoring and early warning systems, and public education;
- vi) Enhance uptake of agricultural insurance
- vii) Enhance access to modern agricultural inputs by promoting households access to quality and affordable inputs including certified seeds, water, improved animal breeds, AI services, livestock vaccination and ploughing services by county tractor hire services;
- viii) Promote irrigation farming by developing irrigation infrastructure. The county will support irrigation farming by increasing access to water for irrigation. This can be achieved by exploring the potential of irrigation farming in the county by collaboration with the national government as well as other stakeholders in agriculture.
- ix) Enhance the capacity of farmers in adoption of modern farming technologies and practices (e.g. fodder establishments) and adopt sustainable land management

practices to minimize environmental degradation. This can be done by establishing model farms & farmers training institutes.

- x) Escalate conservation of feed for strategic feeding

D. Trade, Industrialization and Manufacturing

- i) Introduce some stimulus to cushion the businesses and traders from the effects of Covid-19 in the short run.
- ii) Promote innovation and support manufacturing and industry development and generation of jobs for the youth.
- iii) Introduce the production and planting of fruit and agroforestry trees
- iv) Provide incentives to industries keen on investing in value addition – meat, milk processing, potato plant, and maize milling.
- v) Create linkages between industries and Vocational training colleges in the County.

E. Water and Environment

- i) Increase access to water to households, schools, health centre and other institutions by drilling boreholes, construction of dams and construction of a weir.
- ii) FastTrack the development of the county's water master plan to improve water resource management and sustainability
- iii) Support protection of water springs, wetlands and water catchment areas in the county
- iv) Expand and rehabilitate the existing piped water connection infrastructure to help increase access to water.
- v) Support rural households with water treatment facilities to help access to clean safe water.
- vi) Expand sewer infrastructure to accommodate more households.
- vii) Build toilets in communities, households, schools, health care facilities, marketplaces and public places to help increase access to improved sanitation
- viii) Provide and promote alternative sources of clean energy for cooking other than wood fuel and charcoal with the aim of aimed at increasing household access to clean energy sources and technologies for cooking to mitigate against exposure to respiratory diseases.
- ix) Promote afforestation by providing seedlings to communities and schools.
- x) Involve local communities in environment and natural resources conservation.
- xi) Promote and facilitate regular waste collection, environment clean up exercises at neighborhoods and in towns.
- xii) Cushion households from the adverse effects of droughts and floods by planting trees, building dams and dykes along riverbanks to control floods to minimize destruction caused by floods and droughts.

- xiii) Sensitize the community on disaster awareness and strengthen communities on disaster resilience.
- xiv) Continued investment in storm water drainage

F. Urban development and Housing

- i) Integrate and implement disaster risk reduction and management in County Spatial Plans and urban area plans to reduce vulnerability, build resilience and responsiveness to natural and human-made hazards
- ii) Improve capacity for urban planning and design and the provision of training for urban planners at all subcounty offices.
- iii) Fastrack implementation of the affordable housing programme with a focus on improving living conditions and building quality applying finished materials for walls, floors and roofing.
- iv) Identify and designate urban centers for upgrade pursuant to provisions of the Urban Areas and Cities (amendment) Act, 2019, as provided in the CIDP
- v) Formulate and seek approval of urban development plans and development control policies to support investment and development of urban areas.
- vi) Introduction of Lands reforms through the introduction of Lands management system and automation of all lands process.
- vii) Planning of all urban centres.
- viii) Issuance of ownership document which includes titles and new generation allotment to replace the existing allotment.
- ix) Operationalization of GIS lab for digitization of plans and maps.

G. Roads and Transport

- i) Focus on increasing the share of unpaved roads in good and fair condition. For the unpaved road network, focus on adopting the Low Volume Sealed Roads (LVSR) technology for greater network coverage cost effectively.
- ii) Identify a core rural road network for prioritization to improve the rural access index (RAI) with a target to match the national average of 70 per cent.
- iii) Sensitize PSV and boda boda operators on COVID-19 prevention measures and assist vehicle owners in retrofitting vehicle designs for social distance, hygiene and ventilation.
- iv) Apply labor based and local resource-based approaches for road development and maintenance, where technically and economically feasible, in line with the Roads 2000 national policy

- v) Improve and expand infrastructure for Non-Motorized Transport (NMT) in urban areas and along roads with heavy -highspeed traffic to promote sustainable mobility options and enhance road safety for all road users. This is in line with the Integrated National Transport Policy 2009 and the Sustainable Development Goals.
- vi) Adopt climate smart road engineering designs to safeguard road and bridge infrastructure from floods and to harvest storm water for irrigation and productive use.
- vii) Provide for emergency bridges during disasters

H. Education and Training

- i) Promote construction of new classes to promote social distancing, and recruit skilled teachers, this intervention is in line with CIDP 2018-2022 plan of Increasing enrolment of ECDE children in ECDE centres through expansion of infrastructural facilities and enhancing quality of ECDE teaching through employment of additional ECDE teachers
- ii) Promote improved quality health and general development of ECDE learners through feeding programme as envisioned in CIDP 2018-2022.
- iii) **Promote** monitoring and addressing psychosocial wellbeing of students, teachers and education officers as well as educating them on how to mitigate spread of coronavirus.
- iv) Building the capacity of all public-school teachers to provide training, guidance and quality assurance to them and prepare for education continuation in future outbreaks through provision of internet and ICT support among households.
- v) Integrate ICT into learning and promote distance learning programmes
- vi) Establish additional vocational training centres as a vital strategy to equip the youths with the necessary skills for improved economic productivity; establish vocational training centres with specialized courses being given priority in a bid to align vocational training with the needs of the industry, this intervention is in line with CIDP 2018-2022 of enhancing quality training in VTCs through employment of qualified instructors and supply of tools and equipment and enhancing access to VTC training through establishment of new centres.

I. Social Protection

- i) The county will enrol more county residents in welfare programmes such as NHIF which will enhance their access to health facilities.
- ii) The elderly persons should be provided with food and other basic wants since their movement had been reduced as they were at great risk of contracting the virus.

- iii) Provide basic income security to the elderly persons, PWDs and persons whose jobs or livelihoods had been disrupted by the crisis.
- iv) Align the County Government social protection programmes with the National Government ones to avoid duplication of the activities while ensuring that the available resources are focused to the desiring beneficiaries.
- v) Build linkages with other public sector agencies, and with NGOs that work with vulnerable groups to strengthen family support systems, deliver assistive devices for PWDs, reduce barriers to access in provide vocational training.

J. Gender and Youth

- i) Support enforcement of laws related to teenage pregnancies especially where adults are involved.
- ii) Prioritize elimination of gender stereotypes, transforming gender norms and revoke discriminatory practises for effective realization of the rights of women and girls
- iii) Community training and sensitization programmes targeting teenage boys and girls to deal with increased cases of teenage pregnancies.
- iv) Identify and train champions (individual actors) including using of elders active in combating GBV and who can carry advocacy messages and contribute strongly to changing harmful and retrogressive practices.
- v) Launch hotlines/helplines using toll-free calls and SMS numbers for gender-based violence victims. This will assist GBV victims access support and guidance to include psycho-social support, counselling and health care.
- vi) Collaboration between the county, state agencies, and other partners to strengthen capacities of various stakeholders including, political leadership within the county, women’s groups, religious leaders, and community leaders to combat harmful practices that breed GBV.
- vii) Designate gender safe spaces to provide accommodation FGM, GBV survivors and teenage pregnancies victims.
- viii) Develop an enabling legislative framework for women empowerment through promotion and preservation Ushanga initiative.

Annex II: Key Risks to the 2021/22 Budget framework

1 The Coronavirus disease (COVID-19) has continued to cause serious challenges across the world, not only overburdening the health care systems but also causing massive losses in the global economy. Prior to the manifestation and before the effects of COVID 19 and its impacts began to be felt in the Country and at the Counties, it was believed that the virus would not last for long. As a result, financial projections assumed a normal operating environment. This has, however, changed following the wide spreading pandemic that has led to interruption in County Government's development agenda. Own Source Revenue for Narok County is largely from Maasai Mara Game Reserve which is reliant on tourism. A reduction in tourist arrivals would adversely affect revenue generation.

2 Delay in the release of equitable share from national government poses a major challenge particularly in projects implementation. It often leads to postponement of critical processes such as tendering which in return delays the entire project implementation.

3 Public expenditure pressures, especially recurrent expenditures, continue to pose fiscal risk to the County Governments.

4 Uncertainties occasioned by travel advisories and erratic weather condition are potential risk to the agriculture and tourism sectors respectively.

5 Inadequate capacity in terms of human capacity and infrastructural support hinders effective public finance management. Hence the need for capacity of county staffs to be built on emerging trends such as internet banking and e-procurement. Unreliable internet provision has also hindered smooth operation of IFMIS which has in return led to administration difficulties.

6 The requirement to pay all pending bills is exerting a lot of pressure on the expenditure. The condition has caused the re-direction of funds meant for enhancement of OSR and other initiatives, to cater for pending bills. Reduced funding on revenue enhancement strategies means high likelihood of underperformance in OSR which affects funding of development programmes.

Annex III: Summary of Public Participation Highlights

Sector	Issues	Proposals/Comments from Stakeholders
Health and Sanitation	Community health Volunteers	Recruiting more CHV at the ward level and facilitate them adequately
	Inadequate health facilities/ Rehabilitation centers	Provision of health care services through construction of healthcare facilities
	Stalled projects	Revive stalled projects which are viable and ensure that they are completed
	Poor Sanitation	Renovation and also construction of public toilets in all the county markets
	Poor Immunization coverage	Inclusion of immunization item in the budget and also increasing the budget allocation towards immunization to enable a door-to-door immunization coverage
	Inadequate medical supplies	Ensure there is regular supply of medical drugs to all the facilities in the county
	Inadequate medical personnel	Employ adequate and qualified medical staff
	Unlicensed clinics	Audit all clinics across the county
	Reproductive health	Allocate more funds on reproductive health
	Poor hospital infrastructure such as mortuary and Laboratory	Upgrade the existing Mortuary in Narok referral hospital to a modern Mortuary. The County Government should also upgrade all the sub-county referral hospitals with the necessary facilities such as mortuary, laboratory etc.
	Rescue centers	Construct rescue centers for victims of defilement cases and FGMs
Education, Social Protection, Culture & Recreation	Shortage of ECD Centers and ECDE teachers	Establish ECDE centers equipped with learning and teaching materials and also recruit more ECDE teachers.
	Poor Sanitation in Schools	Construction of toilets in schools
	Inadequate VTC	Establishment of fully equipped VTC
	High rate of teenage pregnancies and early marriages	Create awareness on the dangers of early pregnancies and marriages
	Undeveloped sports field	Establishment of youth empowerment centers, sports fields and social halls
	Lack of school feeding program	Fast-track the school feeding program and ensure that the issue is funded through the county budget
	Adult Education	Promote adult education across all the Sub Counties.
Roads, Transport & Infrastructure	Poor Road conditions/ infrastructure	Rehabilitate all roads
	Bridges/ culverts	Construct and repair bridges/culverts
	Feeder roads	Increase road connection through opening up of feeder roads and new roads
	Street lightings	Install streetlights in all streets within Narok Municipality and other centers.
Public Administration	Lack of Weighing bridges	Procure weigh bridges and install them at strategic place on key roads to curb

Sector	Issues	Proposals/Comments from Stakeholders
and International Relations (PAIR)		overloading by cargo trucks. This will also increase the county own source revenue
	Inadequate ward/Sub County Offices	Facilitate the construction and equipping of various Sub counties and Ward offices, for better service delivery to the Narok Citizens
	Bodaboda shades	Construct and repair boda boda shades
	PWDs/Women/Youth	Create a fund for PWDs/Women/Youth, to enable them access funds from the County. The County PSB to consider equity in employment opportunities.
	Inadequate vehicles in ward/Sub County	Procure vehicles for ward/Sub County level to enhance service delivery in the ward/Sub County.
	Security	Construct police posts at strategic places across the County in collaboration with other government agencies
Agriculture, Livestock and Fisheries	Value Addition (Meat, Maize, and Milk)	Establish meat and milk processing plant and maize millers.
	Slaughter Slabs	Renovate and expand existing slaughter slabs, and connect them to water supply
	Cereal Stores	Renovate and operationalize the existing cereal stores
	Bee farming	Boost Bee farming value chain through empowerment of community interest groups in processing and marketing of honey.
	Livestock Sale Yards	Construct more sale yards in major livestock markets where sale yards have not been constructed. There is also a need to renovate existing sale yards.
	Agricultural Extension services	Promote agricultural extension services for both crops and livestock.
	Livestock Bill*	Develop a livestock bill for the management of saleyards
	Seed and Fertilizer subsidy	Enhance the supply of subsidized seed and fertilizer. Seed includes pasture seed
	Enhanced Vaccination programs	Enhance the vaccination programs to control viral diseases that have affected livestock in the county.
	AI (Artificial Insemination) programs	Expand the AI services program to cover all wards.
	Cattle Dips	Renovate existing cattle dips and construct new cattle dips.
	Milk Cooling Plants	Install additional milk cooling plants as they are strategic components in the milk value chain.
	Enforcement of Standards (Tomato and Potato packaging)	Enforce standards to avoid exploitation by middlemen in packaging of products such as potatoes and tomatoes.
	Introduction of breeding rams and goats	Introduce breeding rams and goats to augment the existing breeding bulls program.
Lands, Housing,	Plot allotment letters	Fast-track the issuance of plot allotment letters.

Sector	Issues	Proposals/Comments from Stakeholders
Physical Planning and Urban Development	Recreational parks	Establish and maintain recreational parks
	Drainage systems	Install drainage systems in strategic trading centers to promote sanitation.
	Bus Terminus	Construct bus parks to ease congestion, streamline operations and increase revenue collection.
	Urban Planning	Residents requested for planning of the unplanned urban centres as most centres are not planned.
	Public Cemetery	Establish a public cemetery in 5 Ha piece of land in Emurua Dikirr
	Digitization of land rates	Digitize the payment of land rates
General Economic and Commercial Affairs Sector (Tourism and Wildlife, Trade, industrialization and Cooperative Development)	Boda-Boda Sheds	Install of boda-boda sheds in strategic locations across the county.
	Boda-Boda Charges	Residents proposed the reduction of KSh. 500 charged monthly for bodaboda stickers
	Trade licensing	Create public awareness on how to use the SBP platform
	Sale yard staff	Deploy sale yard staff to manage the livestock sale yards.
	Access to credit facilities	Create a fund that will provide credit to farmers. Linking farmers to credit service providers will also aid improving the access to credit.
	Mt. Suswa Tourism	Develop Mount Suswa as a tourist facility and incorporate a cultural centre in the programme
	Ushanga Initiative	Promote the Ushanga initiative program through training and fetching of markets for the products.
Environment and Water Sector	Boreholes	Residents appreciated the ongoing projects on boreholes and requested for an increase in coverage
	Sewerage system	Install sewerage system at Kilgoris and Lolgorian to aid in liquid waste disposal and general sanitation.
	Water connection	Maintain the existing water infrastructure and increase water connection coverage.
	Solid Waste disposal	Establish solid waste management systems including collection bins, collection trucks, and finding disposal mechanisms for bottles.
	Afforestation	Enhance the protection of water catchment areas through afforestation which will help in the control of flood and the ending of drought
	Need for water committees	Establish and train water committees to manage the water facilities constructed by the county government.
	Need to complete stalled projects	Complete stalled water projects

Sector	Issues	Proposals/Comments from Stakeholders
<u>FEEDBACK/WAY FORWARD/ACTION TAKEN/RESPONSE</u>		
<p>Most of the proposals/ comments relates to programmes and projects which are ongoing. Nevertheless, all proposals/comments have been noted and the relevant Government Ministries, Departments and Agencies will take necessary action.</p>		

Annex IV: Revenue Allocation for Each County Government (FY 2021/22)

County	FY 2020/21		FY 2021/2022				Total Equitable Share	Leasing of Medical Equipment	Supplement for construction of county headquarters	Loans & Grants	Total Allocations
	Equitable Share	Total Allocations	Allocation Ratio		Formula						
			Allocation ratio	Equitable Share	Allocation ratio	Equitable Share					
			column A	column B	column C	column D					
Baringo	5,095,650,000	5,880,165,336	1.61	2,547,825,000	1.80	3,821,569,592	6,369,394,592	153,297,872	-	528,317,166	7,051,009,630
Bomet	5,507,100,000	6,339,448,706	1.74	2,753,550,000	1.86	3,937,549,118	6,691,099,118	153,297,872	-	653,181,658	7,497,578,649
Bungoma	8,893,650,000	9,833,542,420	2.81	4,446,825,000	2.93	6,212,610,192	10,659,435,192	153,297,872	-	542,772,196	11,355,505,261
Busia	6,013,500,000	6,954,326,086	1.90	3,006,750,000	1.97	4,165,412,009	7,172,162,009	153,297,872	-	447,133,112	7,772,592,993
Elgevo/Marakwet	3,861,300,000	4,596,507,046	1.22	1,930,650,000	1.26	2,675,882,480	4,606,532,480	153,297,872	-	702,054,383	5,461,884,736
Embu	4,304,400,000	5,555,658,318	1.36	2,152,200,000	1.40	2,973,043,762	5,125,243,762	153,297,872	-	453,821,524	5,732,363,158
Garissa	7,026,300,000	8,678,125,728	2.22	3,513,150,000	2.08	4,414,062,254	7,927,212,254	153,297,872	-	1,087,727,785	9,168,237,911
Homa Bay	6,741,450,000	7,446,401,693	2.13	3,370,725,000	2.09	4,434,628,300	7,805,353,300	153,297,872	-	454,463,421	8,413,114,593
Isiolo	4,241,100,000	5,120,275,033	1.34	2,120,550,000	1.22	2,589,838,265	4,710,388,265	153,297,872	68,000,000	592,196,554	5,523,882,692
Kajiado	6,424,950,000	7,321,035,775	2.03	3,212,475,000	2.24	4,742,293,229	7,954,768,229	153,297,872	-	576,204,540	8,684,270,641
Kakamega	10,412,850,000	12,071,076,824	3.29	5,206,425,000	3.39	7,182,987,168	12,389,412,168	153,297,872	-	691,090,920	13,233,800,961
Kericho	5,380,500,000	6,223,833,520	1.70	2,690,250,000	1.77	3,740,414,924	6,430,664,924	153,297,872	-	569,054,323	7,153,017,119
Kisumu	9,431,700,000	11,261,306,292	2.98	4,715,850,000	3.31	7,001,675,720	11,717,525,720	153,297,872	-	589,239,254	12,460,062,846
Kiuri	10,444,500,000	12,409,990,143	3.30	5,222,250,000	3.03	6,419,342,941	11,641,592,941	153,297,872	-	2,154,008,617	13,948,899,430
Kisumu	4,241,100,000	4,865,340,074	1.34	2,120,550,000	1.45	3,075,627,952	5,196,177,952	153,297,872	-	573,638,600	5,923,114,424
Kisumu	7,785,900,000	9,061,552,984	2.46	3,892,950,000	2.36	5,001,324,509	8,894,274,509	153,297,872	-	575,643,577	9,623,215,959
Kisumu	8,036,400,000	8,033,628,577	2.16	3,418,200,000	2.18	4,607,939,240	8,026,139,240	153,297,872	-	769,632,733	8,949,069,846
Kisumu	8,830,350,000	9,695,879,359	2.79	4,415,175,000	2.82	5,978,795,413	10,393,970,413	153,297,872	-	505,225,111	11,052,493,396
Kisumu	7,785,900,000	8,823,453,651	2.46	3,892,950,000	2.06	4,372,635,516	8,265,585,516	153,297,872	-	1,084,696,427	9,503,579,815
Kisumu	4,177,800,000	5,326,633,848	1.32	2,088,900,000	1.44	3,047,365,679	5,136,265,679	153,297,872	-	594,808,504	5,884,372,056
Lamu	2,595,300,000	3,523,749,334	0.82	1,297,650,000	0.85	1,807,999,643	3,105,649,643	153,297,872	38,000,000	387,821,812	3,684,769,327
Machakos	7,754,250,000	9,287,150,405	2.45	3,877,125,000	2.50	5,285,179,232	9,162,304,232	153,297,872	-	563,831,924	9,879,434,029
Makueni	7,406,100,000	8,105,206,754	2.34	3,703,050,000	2.09	4,429,733,562	8,132,783,562	153,297,872	-	600,213,719	8,886,295,153
Mandera	10,222,950,000	11,381,399,554	3.23	5,111,475,000	2.87	6,078,907,598	11,190,382,598	153,297,872	-	607,418,422	11,951,098,893
Marsabit	6,773,100,000	7,839,021,408	2.14	3,386,550,000	1.84	3,890,454,032	7,277,004,032	153,297,872	-	753,314,489	8,183,616,394
Meru	8,039,100,000	9,260,297,120	2.54	4,019,550,000	2.59	5,474,307,338	9,493,857,338	153,297,872	-	778,344,871	10,425,500,081
Migori	6,773,100,000	7,595,254,316	2.14	3,386,550,000	2.18	4,618,470,448	8,005,020,448	153,297,872	-	391,091,244	8,549,409,564
Mombasa	7,057,950,000	9,514,152,602	2.23	3,528,975,000	1.91	4,038,379,061	7,567,354,061	153,297,872	-	1,313,902,680	9,034,554,613
Muranga	6,298,350,000	7,322,433,496	1.99	3,149,175,000	1.90	4,030,980,855	7,180,155,855	153,297,872	-	454,929,372	7,788,383,100
Nairobi	15,919,950,000	16,821,211,333	5.03	7,959,975,000	5.33	11,289,702,414	19,249,677,414	153,297,872	-	866,791,349	20,269,766,635
Nakuru	10,476,150,000	10,977,135,117	3.31	5,238,075,000	3.68	7,788,041,323	13,026,116,323	153,297,872	-	819,285,259	13,998,699,455
Nandi	5,348,850,000	6,152,668,439	1.69	2,674,425,000	2.04	4,316,444,041	6,990,869,041	153,297,872	-	524,798,208	7,668,965,121
Narok	8,039,100,000	7,906,596,496	2.54	4,019,550,000	2.28	4,825,239,456	8,844,789,456	153,297,872	-	645,965,988	9,644,053,316
Nyamira	4,810,800,000	5,806,733,915	1.52	2,405,400,000	1.29	2,729,940,036	5,135,340,036	153,297,872	-	563,367,518	5,852,005,426
Nyandarua	4,874,100,000	5,762,539,367	1.54	2,437,050,000	1.53	3,233,394,228	5,670,444,228	153,297,872	75,000,000	683,889,689	6,582,631,790
Nyeri	5,412,150,000	6,263,385,520	1.71	2,706,075,000	1.66	3,522,653,555	6,228,728,555	153,297,872	-	680,265,672	7,062,292,099
Samburu	4,620,900,000	4,590,294,565	1.46	2,310,450,000	1.45	3,060,896,037	5,371,346,037	153,297,872	-	470,939,351	5,995,583,260
Siaya	5,791,950,000	6,710,440,949	1.83	2,895,975,000	1.92	4,070,532,531	6,966,507,531	153,297,872	-	540,152,675	7,659,988,078
Taita Taveta	4,241,100,000	5,519,594,190	1.34	2,120,550,000	1.29	2,721,624,698	4,842,174,698	153,297,872	-	1,379,682,318	6,375,154,888
Tana River	5,855,250,000	6,521,823,253	1.85	2,927,625,000	1.70	3,600,783,765	6,528,408,765	153,297,872	75,000,000	468,563,507	7,225,270,145
Tharaka Nithi	3,924,600,000	4,717,212,945	1.24	1,962,300,000	1.06	2,251,898,593	4,214,198,593	153,297,872	76,000,000	600,288,742	5,043,785,208
Trans Nzoia	5,760,300,000	6,525,089,184	1.82	2,880,150,000	2.03	4,306,007,670	7,186,157,670	153,297,872	-	571,686,484	7,911,142,026
Turkana	10,539,450,000	11,866,451,561	3.33	5,269,725,000	3.47	7,339,580,994	12,609,305,994	153,297,872	-	786,247,615	13,548,851,481
Uasin Gishu	6,330,000,000	6,922,543,525	2.00	3,165,000,000	2.32	4,903,858,318	8,068,858,318	153,297,872	-	608,853,967	8,831,010,157
Vihiga	4,652,550,000	5,263,791,000	1.47	2,326,275,000	1.29	2,741,081,827	5,067,356,827	153,297,872	-	417,314,928	5,637,969,628
Wajir	8,545,500,000	9,833,975,708	2.70	4,272,750,000	2.46	5,201,976,151	9,474,726,151	153,297,872	-	1,160,065,181	10,788,089,205
West Pokot	5,000,700,000	5,814,279,682	1.58	2,500,350,000	1.79	3,796,934,329	6,297,284,329	153,297,872	-	559,953,126	7,010,535,327
GRAND TOTAL	316,500,000,000	369,868,613,151	100	158,250,000,000	100	211,750,000,000	370,000,000,000	7,205,000,000	332,000,000	32,343,890,512	409,880,890,515

